

CALIFORNIA COUNTY, CITY AND SCHOOL DISTRICT ELECTION OUTCOMES

2005 ELECTIONS

School District Offices and Ballot Measures



Institute for Social Research
Center For California Studies
California State University, Sacramento



CALIFORNIA COUNTY, CITY AND SCHOOL DISTRICT
ELECTION OUTCOMES:
CANDIDATES AND BALLOT MEASURES, 2005 ELECTIONS

SCHOOL DISTRICT OFFICES AND BALLOT MEASURES

Timothy A. Hodson, Ph.D.,
Director, Center for California Studies

Ernest Cowles, Ph.D.,
Director, Institute for Social Research

Center for California Studies
California State University, Sacramento
6000 J Street, Sacramento, CA 95819-6081
(916) 278-6906 FAX: (916) 278-5199

Institute for Social Research
California State University, Sacramento
6000 J Street, Sacramento, CA 95819-6101
(916) 278-5737 FAX: (916) 278-5150

TABLE OF CONTENTS

INTRODUCTION		i
2005 County, City and School District Election Dates by County		xi
Trend Table A	Number of Ballot Measures, Percent of Total Measures, and Percent Passing by Type, Jurisdiction and Year	xii
Trend Table B	Number of Ballot Measures, Percent of Total Measures, and Percent Passing by Topic, Jurisdiction and Year	xvi
Trend Table C	Community Service District and County Service Area Ballot Measures by County	xix
Trend Table D	Number of Community Service District and County Service Area Ballot Measures, Percent of Total County Measures, and Percent Passing by Type and Year	xxi
Trend Table E	Number of Community Service District and County Service Area Ballot Measures, Percent of Total County Measures, and Percent Passing by Topic and Year	xxi
Trend Table F	Comparison of Pass Rates for County-Wide and Community Service District/County Service Area Tax Measures, 1998-2005	xxi
Trend Table G	Number of Candidates by Jurisdiction and Year	xxii
Trend Table H	Number of Candidates for Major County Offices by Year	xxii
Trend Table I	Percent of Incumbent Candidates and Percent of Prevailing Incumbents by Major Office, Jurisdiction and Year	xxiii
2005 ELECTION SERIES SUMMARY: ELECTION OUTCOMES FOR COUNTY, CITY AND SCHOOL DISTRICT BALLOT MEASURES AND CANDIDATES.....		1
Table A	Summary of Outcomes for <i>All</i> County, City and School District Ballot Measures by Type of Measure and County, 2005	3
Table B	Summary of Outcomes for <i>All</i> County, City and School District Ballot Measures by Topic of Measure and County, 2005	5
Table C	Summary of Election Outcomes for <i>All</i> County, City and School District Offices, 2005	7

PART 1 VOTE TOTALS, ELECTION OUTCOMES AND TEXT FOR SCHOOL DISTRICT BALLOT MEASURES 9

Table 1.1 Vote Totals for School District Ballot Measures by County, 2005..... 11

Table 1.2 Text for School District Ballot Measures by County, 2005..... 16

Table 1.3 Summary of Election Outcomes for School District Ballot Measures
by Type of Measure and County, 2005 26

PART 2 VOTE TOTALS FOR SCHOOL DISTRICT OFFICE CANDIDATES 27

Table 2.1 Vote Totals for School District Office Candidates
by County and Election Date, 2005..... 29

Table 2.2 Summary of Election Outcomes for School District Offices, 2005 69

CALIFORNIA ELECTIONS DATA ARCHIVE

INTRODUCTION

The California Elections Data Archive (CEDA) is a joint project of the Center for California Studies and the Institute for Social Research, of California State University, Sacramento and the office of the California Secretary of State. The purpose of CEDA is to provide researchers, citizens, public agencies and other interested parties with a single repository of local election data. With over 6,000 local jurisdictions in California, the task of monitoring local elections is nearly impossible for individuals. CEDA addresses this problem through the creation of a single, cost-effective and easily accessible source of local election data. CEDA includes both candidate and ballot measure results for county, city, community college, and school district elections throughout the State. CEDA thus represents the only comprehensive repository of local election results in California and only one of such databases on local elections in the U.S.

Election data are collected periodically throughout the year. This enables CEDA to incorporate results from special elections as well as all regularly scheduled elections. Election results from counties, cities, and community college and school districts are entered in the CEDA database from which three standard CEDA reports are generated. These reports include:

- County Elections: Candidates, ballot designations, and vote totals for all elected county offices; vote totals and text for county ballot measures.
- City Elections: Candidates, ballot designations, and vote totals for all elected city offices; vote totals and text for all city ballot measures.
- Community College and School District Elections: Candidates, ballot designations, and vote totals for all elective community college and school district offices; vote totals and text for all district ballot measures.

Ballot measures for all jurisdictions are coded according to type (e.g., charter amendment, bond measure, initiative, etc.) and to subject (e.g., taxes, education, public safety, governance, etc.).

THE CENTER FOR CALIFORNIA STUDIES

Located at California State University, Sacramento, the Center for California Studies is a public policy, public service and curricular support unit of the California State University. The Center's location in the state Capital and its ability to draw upon the resources of the entire State University system give it a unique capacity for making contributions to public policy development and the public life of California. Center programs cover four broad areas: administration of the nationally known Assembly, Senate, Executive, and Judicial Administration Fellowship Programs; university-state government liaison and applied policy research; civic education and community service through forums, conferences and issue dialogues; and curricular support activity in the interdisciplinary field of California Studies.

INSTITUTE FOR SOCIAL RESEARCH

Established in 1989, the Institute for Social Research (ISR) is an interdisciplinary center serving the research needs of federal, state and local government agencies, non-profit organizations and university administration, faculty and students. These services include research and sampling design, measurement, coding and data entry, computer assisted telephone and field interviewing, mailed and Internet surveys, focus groups, data base management, statistical analysis and report production. ISR has completed numerous projects with more than 45 state and community agencies, several private firms and many administrative units of the university. Faculty affiliates of the Institute offer expertise in a wide variety of disciplines, including the social sciences, health and human services, engineering and education.

CALIFORNIA SECRETARY OF STATE

The Secretary of State is, among other duties, California's chief elections officer with the responsibility of administering the provisions of the Elections Code. The Secretary must compile state election returns and issue certificates of election to winning candidates; compile the returns and certify the results of initiative and referendum elections; certify acts delayed by referendum, and prepare and file a statement of vote. Recent legislation permits but does not mandate that the Secretary of State compile local election results.

TRENDS IN LOCAL ELECTIONS: 1995-2005

CEDA now encompasses over a decade (11 years) of election data, including two gubernatorial years (1998 and 2002), three statewide elections (1996, 2000 and 2004) and five odd-numbered years devoted to local races. This report begins with an overview of some of the multi-year election trends then continues to a discussion of the 2005 contests.

BALLOT MEASURES

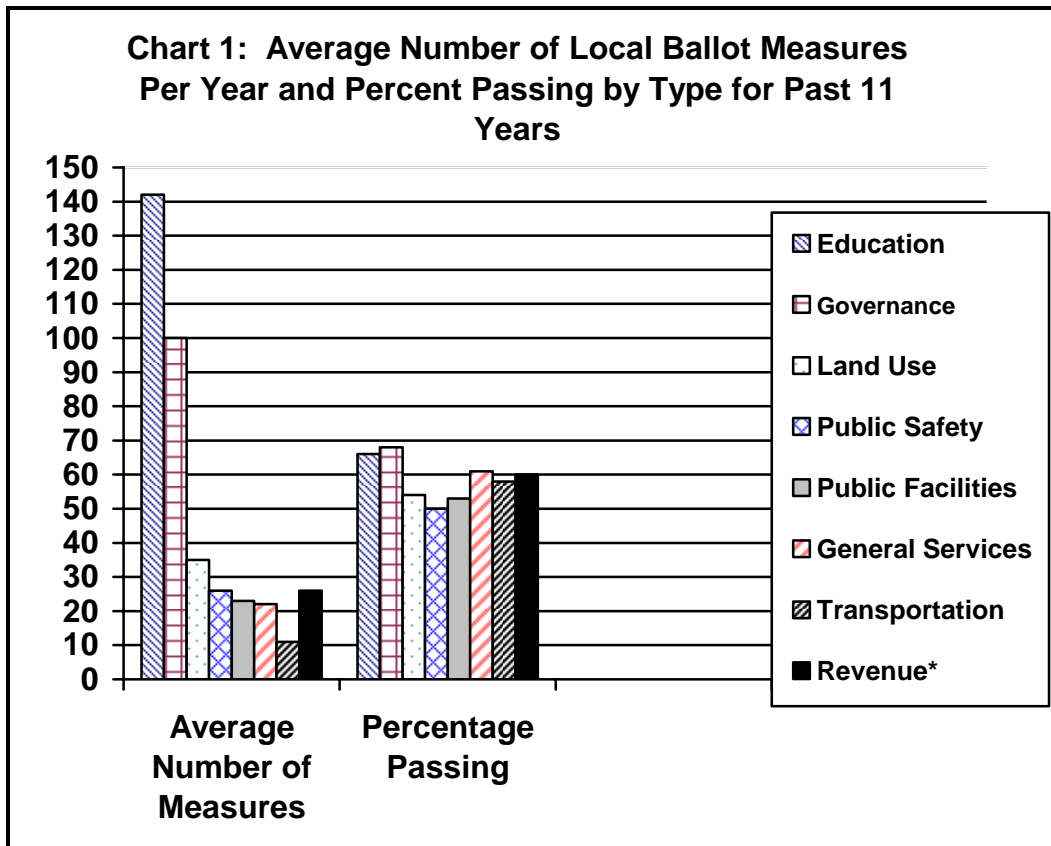
Each year, California voters are asked to consider a number of governance issues and to choose among candidates vying for public office. At all local election levels, there appear to be some consistent features across elections, while other election aspects seem to vary considerably from year to year, particularly between on and off year election cycles. The following section discusses the patterns and trends over the 11 years of CEDA data collection.

The Number and Types of Local Election Measures

- The number of local ballot measures offered to voters clearly seems to “piggy-back” on state and national elections. From 1995 through 2005 there were, on average, 424 ballot measures per year. In even number years, the average was 615 measures, while odd years average 264. Over this 11-year period, 61% of all the ballot measures passed. In odd years, with smaller numbers of measures on ballots, the percentage of measures passed was slightly larger (63%) (Trend Table A).
 - Among the various types of ballots measures, charter amendments had the largest percentage of measures passed, with 76% of charter amendment measures passing over the 11-year period. The type of measure with the second best success was recalls with 69% passing. However, it should be noted that

this type had a small number of actual measures compared with some of the other categories. Following recalls were bonds (65%), ordinances (59%), taxes (50%), and initiatives (48%), respectively (Trend Table A).

- Local ballot measures most commonly address education issues, with 33% of all measures between 1995 and 2005 focused on this topic. The number of such propositions has exceeded the number of measures dealing with other specific topics in all but one year; in 1996, there were more governance than education measures. For the past four years (2002-2005), education measures appear to have stabilized as a percentage of the total number of measures—slightly more than a third (33%-38%)—despite the large variation in the actual number of measures between odd and even year elections (Trend Table B)
- Since CEDA starting tracking revenue as a separate topic area in 2000, this topic has represented approximately 10% of the total ballot measures in local elections (Trend Table B).
- Chart 1 provides an overview of the average (mean) number of local ballot measures and the percent of those measures passed for the past 11 years (1995-2005).

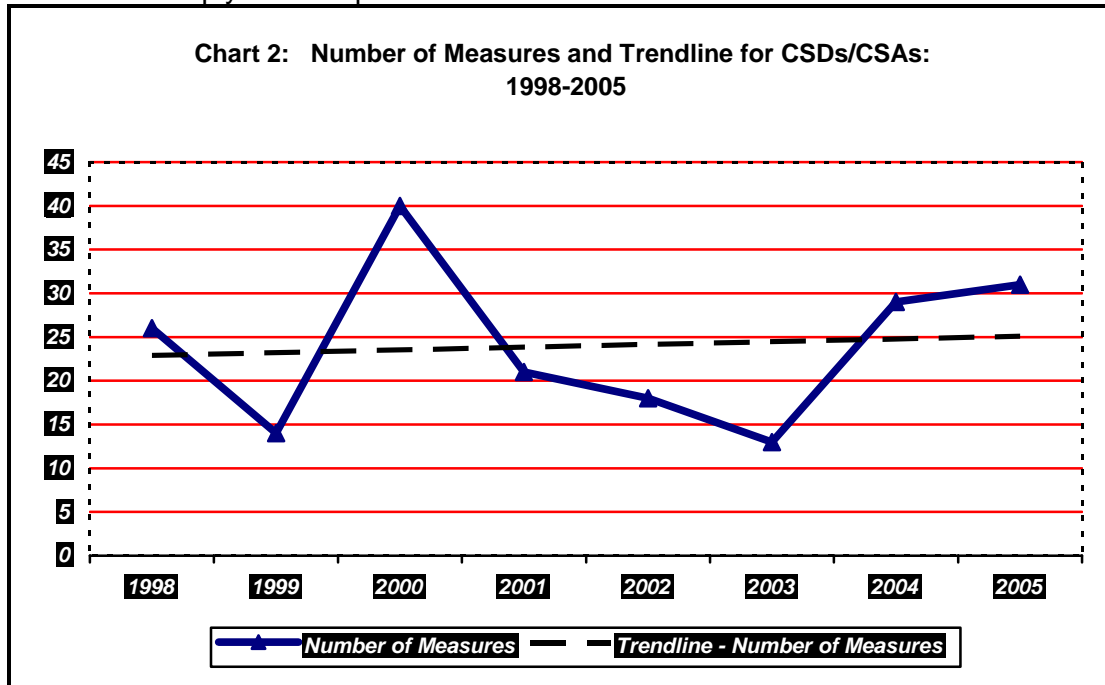


*Revenue data has only been collected as a separate topic since 2000.

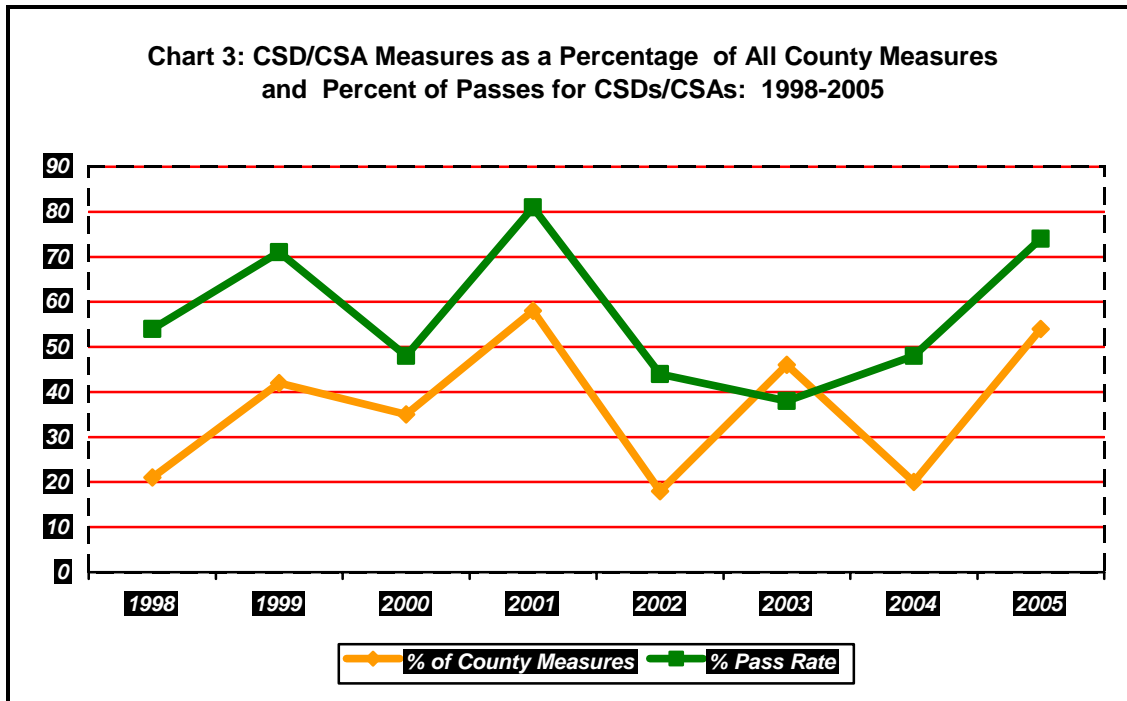
Bond and Tax Measures

- Among city, county and school district measures, city measures accounted for nearly one-half of the total ballot measures (49%). School district measures comprised about one-third (34%), while county measures made up less than one-fifth (17%) (Trend Table A).
- Bonds and tax measures each made up about 27% of the measures, totally just over half (54%) of all ballot measures over the eleven years of election results tracked by CEDA. Ordinances and Charter Amendments, affecting policy shifts in local government, constituted another 35%. Initiatives and recalls accounted for only 6% of the total local ballot measures (Trend Table A).
 - School districts are responsible for most of the bonds placed before voters-- nearly 92% over 11 years. Tax measures are more dispersed, with a majority sponsored by cities (57%). Another quarter (25%) are accounted for by counties, which slightly less than one-fifth (19%) of local tax measures have their original in local school districts (Trend Table A).
- In the 11 years that CEDA has been collecting data, measures had much higher rates of passage for bonds than for taxes. The average pass rate for bonds was 65%, while the pass rate for taxes during the period was only 50% (Trend Table A).
 - Overall, pass rates for tax measures are consistently higher in odd-numbered years (an average of 57%) compared with 46% for the even-numbered years.. Interestingly, counties saw the biggest differences between pass rates for taxes in odd versus even years, with an average pass rate of 56% in odd years and 37% in even years. The discrepancy for odd and even years was less for cities, with an average 56% pass rate in odd years and a 48% pass rate in even years. By contrast, school districts have a slightly better pass rate for tax measures in even years (60%), compared to odd years (58%) (Trend Table A).
 - On the other hand, on average, pass rates for bond measures are higher in even-numbered years (68% vs. 61 %). More specifically, bond measures are more likely to pass in even years versus odd year for cities (65% versus 59%) and in school districts (69% versus 60%), However, they are more likely to pass in odd numbered years for counties (71% versus 50%) (Trend Table A).
- A major change in county governance occurred around the turn of the 21st century. Community Service Districts (CSDs) and County Service Areas (CSAs) were introduced as an accommodation to the tax restrictions posed by Proposition 13. Portions of a county could form a special district and agree to tax themselves to provide services that the population as a whole might not support. CEDA began tracking community service district ballot measures in 1998. Despite considerable fluctuation in the number of CSD/CSA measures during the eight-year period, speculation that the number would increase over time is not supported by the overall data (see the dashed trendline in Chart 2 below). As seen in the Chart, while the number of measures (represented by the solid line) increased dramatically from 1999 to 2000, the number experienced an equally sharp decline in the following three years. In the past two years, there has again

been an increase in such measures, but it is unclear whether this reflects an increasing trend or simply another peak.



- Considering the eight-year history of CSD/CSA measures, a relevant question would seem to be whether, as CSD/CSA measures become a larger percentage of all county measures, they lose effectiveness in terms of their passage rate. The answer to this question appears to be no. As seen in Chart 3 below, as the CSD/CSA measures become a larger portion of the total county ballot, the percentage of those measures passing also grows. In fact, with the exception of 2003, when the passage rate of CSD/CSA measures went down while the percentage of these measures went up (as a portion of the total number of county ballot measures), the trend over the past 8 years has been that the greater the proportion of CSD/CSA measures among all county ballot measures, the greater the likelihood that those measures will pass.



- Since 1998, 192 ballot measures dealt with Community Service Districts in 32 different counties. Six counties, however, accounted for nearly two-thirds of CSD/CSA-related measures -- Contra Costa (14), El Dorado (32), Kern (15), Marin (25), San Diego (19) and San Luis Obispo (15) (Trend Table C).
- In the eight years since their inception, the principal type of CSD/CSA measure has involved taxes (140). Gann Limit issues (19) and ordinances (18) were the second and third most prevalent measure respectively. Recalls (6), bond measures (5) and advisory measures (4) were seen considerably less often. (Trend Table D)
- Overall, CSD-related tax measures were passed half of the time. As with other tax related ballot measures, CSD/CSA measures in this area were more apt to pass in the odd-year elections (60%) and more apt to fail in even years (41%). CSDs/CSAs and cities appear to have approximately the same success rate (50%) in passing tax related measures, while school districts enjoy greater success with these measures (59%) (Trend Tables A & D).
- When we separate out CSD/CSA measures from all county measures, we see that non-CSD/CSA measures had a 62% passage rate, while county CSD/CSA measures fared slightly more poorly with a 57% passage rate. However, when county tax measures that are non-CSD/CSA related are compared to county tax measures that are CSD/CSA related, the CSD/CSA tax related measures do markedly better (50% for CSD/CSA related versus 38% for non-CSD/CSA tax measures) (Trend Table F).
- Public safety remains the most common focus of CSD/CSA measures (64 of the 192 or 33%), followed by general services (26), transportation (23) and public facilities (22) (Trend Table E)

CANDIDATES

With respect to candidate races, patterns have emerged that show stability. Among the consistent features of local candidate races are the following:

- The total number of candidates for local offices (county boards of supervisors, other county offices, city councils, and local school boards) is consistently over twice as high in even-numbered than in odd-numbered years. (Trend Table G)
- In the eight years of CEDA data collection, school district candidates have comprised just under half (49%) of all candidates for local offices. Candidates for city offices make up about 36% of the local candidates, while the smallest percentage of local election candidates reflects those seeking county offices (about 14%).
- Off-year elections are dominated by school district candidates. With the exception of the 2005 elections, they make up about two-thirds of the candidates (between 62% and 69% of all candidates on the ballot). In 2005, the percentage of school district candidates dropped to 55%; however, it can't be determined with just this one year of lower percentages whether this signals a change in the relative numbers of individuals running for various local offices, or whether it was simply an abnormal year. Although there are many more school board races in even-numbered years, these candidates make up less than half of all candidates (40% to 46%) when most county and city races are decided (Trend Table G).
- On average, about 30% of all candidates for local offices are incumbents. Thirty-three percent (33%) of those running for school boards are incumbents, while 28% of those running for county supervisor seats presently hold the office and 24% of those seeking positions on the city council are incumbents. (Trend Table I).
- Nearly four out of every five (79%) incumbents running for local reelection win their respective offices. (Trend Table I).
- A little more than half (52%) of winning candidates are incumbents. This means that the local political area is seeing a fresh mixture of individuals comprising local elected offices and bodies with each election cycle. Conversely, this also suggests that fears of control of these institutions by a group of long-term political incumbents may be overstated.

2005 ELECTION DATA

BALLOT MEASURES

The most intriguing aspect of the 295 county, city and school district ballot measures that faced California voters in 2005 actually relates to the 2006 primary election. The defeat of Proposition 81 (the library bond) was seen by some as heralding the end of California's willingness to approve bonds. The defeat of Proposition 82 (pre-schools funded by increasing personal income tax rates on the wealthiest taxpayers) was similarly interpreted as evidence that Californians will not support tax increases. The data from 2005 does not support either of these conclusions.

The data on local tax measures is particularly interesting. In 2005, 58 percent of all tax

measures were approved, the second highest pass rate for tax measures in the history of CEDA (i.e., 1995-2005) and higher than the last two years (47 percent in 2004 and 48 percent in 2003). There were a total of 111 tax measures, of which 24 were county measures, 47 city and 40 school district measures. The pass rates were 66 percent for county measures, 55 percent for city and 55 percent for school district measures. There are several arguments explaining the defeat of Proposition 82 (e.g., drafting errors; controversies surrounding Rob Reiner, the proposition's chief proponent; spill-over affects from the state's stem cell initiative its multi-millionaire sponsor; etc.) But the contention that Proposition 82's defeat was a function of an electorate unwilling to tax itself is simply not born out by the 64 tax measures approved by the voters in 2005.

In 2005, local voters had the opportunity to pass judgment on 57 separate bond measures totaling more than \$6 *trillion*. Voters approved 42 bonds measures and rejected 15, for a pass rate of 74 percent. This is higher than the ten year average pass rate for bond measures in odd-numbered years (61 percent). The total amount of bonds approved in 2005 was \$6.1 trillion, only \$43.2 million in bonds having been defeated. School districts were responsible for 52 of the 57 bond measures with only three county and two city bond measures. The bond measures ranged from the massive (\$3.9 billion in Los Angeles Unified School District) to the minor (\$300,000 in Calaveras County's Appaloosa Road Community Service District). The largest single bond measure was LAUSD's proposal which was approved by a 66 percent vote. The three county bond measures were all proposed by community service districts (CSDs). The Appaloosa CSD and a bond measure offered by the Cameron Park CSD of El Dorado County were approved by voters while the third county measure, a \$208 million infrastructure bond in San Francisco passed but failed to make the requisite super majority. But it is clear that Californians were certainly not averse to approving bonds in 2005.

Overall, 2005's total of 295 local ballot measures is the second highest number of measures in an odd-number year since 1995 (the highest was 342 in 1997). It also represents an increase of nearly 40 percent from 2003's 178 local ballot measures. Of the total, 57 were county measures, 135 city and 103 school district measures. The increase over 2003 was most dramatic in county measures, which nearly doubled from the 2003 total of 28 to 57 in 2005.

The overall pass rate of local government ballot measures in 2005 was 64 percent, again the second highest rate in odd-numbered years since 1995 (the highest being 70 percent in 2001) and the third highest in all years since 1995. The pass for county measures was 63 percent, for city measures 61 percent and from school district measures, 69 percent. The city measure pass rate was down from the 67 percent pass rate in 2003 while the school district pass rate was up from 2003's 52 percent. The pass rate for county measures was basically unchanged (63 percent and 64 percent in 2003).

As always, the bulk of ballot measures were devoted to ordinary governance issues such as bonds, tax measures, and land use decisions, including Glendale's 21 charter amendments. As always, however, there were unusual measures. Sonoma County voters turned down a measure to prohibit genetically engineered organisms. San Francisco voters banned the manufacture, distribution, sale and transfer of firearms, adopted a policy of opposing military recruiting at San Francisco public schools, but rejected a measure detailing type and number of entry/exit ramps at a public parking garage. The voters of South Gate rejected an advisory measure regarding a permit system for street parking.

Several local measures successfully sought to restructure governance structures. Mono County voters approved a reorganization plan that replaced two county elected offices with an

appointed official. The Mono County vote was unusual in that most measures seeking to reduce the number of elected officials fail as did the measure in the City of Pittsburg which would have made the city clerk and city treasurer appointive positions and a El Monte measure that would have had the mayor become a rotating position among city council members rather than an elective position. Sunnyvale modified its term limits for elected city officials but Manhattan Beach rejected a similar measure.

There were 11 recall elections in 2005, the same as in 2004 but up from the nine recalls of 2003. The 2005 recalls included three members of the Murrieta City Council, one of whom was recalled; one member of the Elk Hills Elementary School District in Kern County, who was recalled and two members of the Center Joint School District which covers parts of both Placer and Sacramento Counties, both of whom were recalled. Perhaps most interesting, three members of the Los Osos Community Service District in San Luis Obispo County were recalled. This is only the second time a CSD has held a recall election since CEDA started tracking CSD/CSA data in 1997.

Finally, it should be noted that 2005 again disproved the popular assumption that ballot measures correspond to the failures of governing bodies and the need for citizens to take matters into their own hands through the initiative, referendum and recall. In fact, of the 295 local ballot members in 2005, only 7 were initiatives and 11 recalls. In short, 94 percent of ballot measures were placed on the ballot by actions of a county board of supervisors, city council, school board or CSD board and only six percent, or 11, were on the ballot as a result of direct citizen actions.

County Measures. Voters in 20 of the State's 58 counties (including the City and County of San Francisco) passed judgment on 57 ballot measures of which 36 passed for a pass rate of 63 percent. Tax measures were the most frequent, with 24 total tax measures of which 16 or 67 percent were approved. Ordinances constituted the second most frequent category with a total of 16 measures of which 56 percent were approved. County measures included advisory measures in Imperial County regarding the construction of a new regional international airport (failed); dedicating 1136 acres in Placer County to a new private college (passed) and a new Indian Casino/destination resort in Yuba County (failed). As counties hold elections for county wide offices and ballot measures in even-numbered years, typically there are few county measures in odd-numbered years. Indeed, between 1995 and 2003 the average number of county measures in odd-numbered years was only 28. The increase in 2005 can be attributed to the increase in the number of and activity of community service districts and community service areas (CSDs and CSAs). Non-CSD/CSA county ballot measures totaled 24 or just under the average. But 33 measures from 10 counties were CSD/CSA measures.

City Measures. In 2005, voters in 82 California cities faced 135 municipal ballot measures. Of these measures, 83 passed for a pass rate of 61 percent. As with county measures, the largest type of city ballot measure were tax measures, of which 26 of 47 were approved, for a pass rate of 55 percent. Charter amendments were the second most numerous with 30 of 33 measures being approved for a pass rate of 91 percent. The three measures that failed included a measure that would have reorganized law enforcement services at Los Angeles International Airport (Los Angeles); provided a mayor be elected in even numbered years (Inglewood) and allowed a city manager to live outside the city (Sunnyvale). Only two cities placed bond measures on the ballot, both of which failed. The City of Half Moon Bay approved an ordinance restricting the city's use of eminent domain.

School District Measures. California school and community college districts generated 103 ballot measures of which 71 were enacted for a pass rate of 69 percent. Typically, the

overwhelming majority of school district measures were either tax (40) or bond (52) measures. Tax measures were approved at a rate of 55 percent (22 of 40) while bonds measures were approved 77 percent of the time (40 of 52). Bond measures represented \$6.1 trillion of which \$6.0 trillion was approved. The largest single school bond, \$3.9 billion, was proposed by Los Angeles Unified School District. It was approved. A total of 3 school board trustees were subject to recalls and all three were removed from office (one in the Elk Hills Elementary School District in Kern County and two from the Center Joint School District which covers parts of both Placer and Sacramento Counties).

CANDIDATE ELECTIONS

A total of 2,580 individual Californians offered themselves to the verdicts of their fellow citizens in 2005. This included 1,408 candidates for school district boards of trustees, 1,005 candidates for city council and other municipal elected offices, and 167 candidates for county elective offices, mostly CSD/CSA boards. Of these 2,580, 48 percent, or 1,230 were elected while 1,350 were defeated. The number of candidates is near the 1995-2003 average of 2,360 candidates in odd-numbered years. It is also about the 2003 total of 2,106 who ran in 2003. The number of school district candidates increased over 2003 (1,408 versus 1,322) though it was still below the odd-numbered year high of 1,729 in 1997. On the other hand, the number of municipal candidates nearly doubled from 2003's 571 candidates and, indeed, was the highest number of candidates of any odd-numbered year since 1995. The data from county candidates is more difficult to compare given the increase in the number of community service districts and community service areas.

Both office turnover and incumbent re-election rates were high in 2005. Of the 1,230 winning candidates, 591 or 48 percent were non-incumbents. Of the 808 incumbents who sought reelection, a total of 639 were successful and 169 were defeated. This translates to an incumbent reelection rate of 79 percent. High turnover and incumbent reelection rates are not contradictory. Incumbent office holders have an undeniable electoral advantage: four out of five incumbents who tried were reelected in 2005. But reelection rates can obscure the number of incumbents who chose not to run for reelection or die in office. For example, 81 percent of incumbent city council members seeking another term were elected but of all successful city council candidates only 50 percent were incumbents and 50 percent were non-incumbents. If four-fifths of all city council members were reelected incumbents, California would have an entrenched ruling elite. But of the 310 council members elected in 2005, half had never held a council seat. Of the 310, 37 defeated incumbents and 118 ran in open seats. In short, a high incumbent re-election rate simply means that incumbents running for re-election are successful but the percentage of all successful candidates who are incumbents is usually far less.

County Races. In 2005 there were a total of 167 candidates who ran for county elective positions, including 155 who ran for community service district or community service area boards, and 12 who ran for other county offices. The latter included one county supervisor race, one race for District Attorney and one each for Assessor-Recorder and Treasurer. In races for CSD/CSA boards, 44 incumbents won reelection (77 percent), 12 lost (21 percent). Of all winning candidates, 44 or 52 percent were incumbents and 40 or 48 percent were non-incumbents. Incumbents won all races for District Attorney, Assessor-Recorder and Treasurer. The single county supervisor race did not feature an incumbent.

City Races. Many of the State's cities still hold their elections in odd-numbered years and these contests featured 1,005 candidates, the majority of which (827) were candidates for city council. Others included 93 candidates for mayor, 39 for city treasurer, 36 for city clerk, and 8 candidates for city attorney. Overall, 52 percent of winning candidates were incumbents and 48

percent were non-incumbents. In city council races, 155 winners were incumbents seeking reelection and 155 were non-incumbents. Incumbents thus enjoyed an 81 percent success rate but constituted only half of elected council members. A total of 30 mayors were elected of which exactly half were incumbents and half non-incumbents. Incumbent mayors had a reelection rate of 83 percent. Of the 85 candidates for other city offices, 48 were elected of which 33 or 69 percent were incumbents and 15 or 31 percent were newcomers.

School Board Races. A total of 1,408 Californians ran for 754 positions of school boards. A total of 504 incumbent trustees sought reelection and 390 or 77 percent were successful and 114, or 23 percent were defeated. Of the 754 trustees elected in 2005, 48 percent (364) were non-incumbents and 52 percent (390) were incumbents.

2005 COUNTY, CITY AND SCHOOL DISTRICT ELECTION DATES BY COUNTY

	1/4	1/11	1/25	2/8	2/15	2/22	3/1	3/8	4/5	4/12	4/19	5/3	5/17	6/7	6/14	6/28	7/26	8/2	8/30	9/13	9/27	11/8	12/13
Alameda				✓									✓	✓								✓	
Butte																						✓	
Calaveras																✓				✓			
Contra Costa					✓			✓						✓						✓		✓	
El Dorado								✓				✓							✓			✓	
Fresno																						✓	
Humboldt								✓														✓	
Imperial														✓								✓	
Inyo								✓														✓	
Kern																						✓	
Kings																						✓	
Lake																						✓	
Los Angeles						✓	✓	✓	✓	✓	✓		✓	✓	✓							✓	
Madera																						✓	
Marin								✓						✓						✓		✓	
Mariposa																						✓	
Mendocino														✓								✓	
Merced																						✓	
Mono																						✓	
Monterey																						✓	
Napa																						✓	
Nevada								✓															
Orange								✓	✓													✓	✓
Placer								✓						✓								✓	
Riverside		✓						✓				✓		✓								✓	
Sacramento																						✓	
San Benito																						✓	
San Bernardino														✓								✓	
San Diego	✓																✓					✓	

TREND TABLE A NUMBER OF BALLOT MEASURES, PERCENT OF TOTAL MEASURES, AND PERCENT PASSING BY TYPE, JURISDICTION AND YEAR

	ALL MEASURES			BONDS			TAXES			ORDINANCE			RECALLS			INITIATIVES			CHARTER AMENDMENT		
	Mean Number of Measures	% of All Measures	Pass Rate	Mean Number of Measures	% of All Measures	Pass Rate	Mean Number of Measures	% of All Measures	Pass Rate	Mean Number of Measures	% of All Measures	Pass Rate	Mean Number of Measures	% of All Measures	Pass Rate	Mean Number of Measures	% of All Measures	Pass Rate	Mean Number of Measures	% of All Measures	Pass Rate
ALL MEASURES																					
1995-2005	424	100	61	113	27	65	114	27	50	93	22	59	16	4	69	10	2	48	57	13	76
EVEN YEARS	615	100	61	153	25	68	168	27	46	145	24	59	16	3	75	14	2	47	87	14	74
ODD YEARS	264	100	63	80	30	61	70	27	57	50	19	61	15	6	65	6	2	50	32	12	79
COUNTY																					
1995-2005	72	17	56	3	4	60	28	40	42	21	30	64	1	2	69	3	4	47	9	13	64
EVEN YEARS	118	19	54	3	3	50	47	40	37	36	31	62	1	1	67	5	4	44	16	14	64
ODD YEARS	33	12	65	2	7	71	13	40	56	9	29	72	2	5	70	1	2	67	3	9	65
CITY																					
1995-2005	209	49	60	6	3	63	65	31	50	63	30	55	7	3	71	7	4	48	48	23	78
EVEN YEARS	320	52	59	10	3	65	103	32	48	100	31	56	10	3	71	9	3	49	71	22	77
ODD YEARS	117	44	62	4	3	59	33	28	56	33	28	54	5	4	69	6	5	47	29	25	80
SCHOOL DISTRICT																					
1995-2005	143	34	66	104	73	65	21	15	59	8	6	78	7	5	69	0	0	100			
EVEN YEARS	176	29	69	140	80	69	18	10	60	9	5	74	5	3	82	0	0	0			
ODD YEARS	115	44	62	74	64	60	24	21	58	7	6	82	9	8	62	0	0	100			

TREND TABLE A NUMBER OF BALLOT MEASURES, PERCENT OF TOTAL MEASURES, AND PERCENT PASSING BY TYPE, JURISDICTION AND YEAR

	ALL MEASURES				BONDS			TAXES			ORDINANCE			RECALLS			INITIATIVES			CHARTER AMENDMENT		
	Number of Measures	% of All Measures	Pass Rate		Number of Measures	% of All Measures	Pass Rate	Number of Measures	% of All Measures	Pass Rate	Number of Measures	% of All Measures	Pass Rate	Number of Measures	% of All Measures	Pass Rate	Number of Measures	% of All Measures	Pass Rate	Number of Measures	% of All Measures	Pass Rate
ALL MEASURES	1995	252	100	61	91	36	47	26	10	35	46	18	61	8	3	88	8	3	50	54	21	93
	1996	573	100	57	64	11	59	141	25	40	176	31	58	33	6	70	18	3	39	115	20	73
	1997	342	100	60	127	37	59	100	29	56	45	13	69	29	8	38	7	2	71	31	9	81
	1998	572	100	60	144	25	58	162	28	48	115	20	58	19	3	74	9	2	56	94	16	77
	1999	283	100	59	107	38	59	54	19	57	68	24	57	14	5	69	10	4	40	20	7	50
	2000	559	100	59	135	24	60	122	22	39	154	28	58	11	2	100	21	4	67	79	14	67
	2001	233	100	70	73	31	75	68	29	72	33	14	58	21	9	71	1	0	100	25	11	60
	2002	657	100	65	245	37	76	155	24	54	136	21	54	8	1	63	10	2	40	77	12	77
	2003	178	100	62	22	12	55	62	35	48	47	26	70	9	5	89	5	3	40	24	13	75
	2004	715	100	63	179	25	75	258	36	47	144	20	64	11	2	73	14	2	29	72	10	79
	2005	295	100	64	57	19	74	111	38	58	59	20	54	11	4	82	7	2	43	35	12	89
COUNTY MEASURES	1995	17	7	53				6	35	33	2	12	0							6	35	83
	1996	115	20	49	4	3	50	35	30	29	35	30	54	4	3	100	7	6	14	23	20	65
	1997	24	7	63	7	29	57	7	29	71	4	17	100	2	8	50				4	17	25
	1998	121	21	59	1	1	0	50	41	38	31	26	72				4	3	25	25	21	76
	1999	33	17	67	1	3	100	16	48	50	8	24	63							4	12	100
	2000	116	21	49	6	5	83	51	45	29	28	24	50				8	7	88	8	7	38
	2001	36	15	75	3	8	100	13	36	77	11	31	64	4	11	75				1	3	0
	2002	98	15	56	5	5	20	38	39	45	39	40	67	1	1	0	2	2	50	7	7	71
	2003	28	16	64				12	43	25	15	54	100	1	4	0						
	2004	142	20	54				59	42	44	47	33	62	1	1	0	4	3	25	18	13	56
	2005	57	19	63	3	5	67	24	42	65	16	28	56	3	5	100	3	5	67	2	4	50
CITY MEASURES	1995	118	47	71	4	3	75	7	6	29	38	32	58				7	6	43	48	41	94
	1996	371	65	58	10	3	30	98	26	43	120	32	58	25	7	76	11	3	55	92	25	75
	1997	144	42	58	2	1	50	70	49	50	28	19	54	9	6	22	7	5	71	27	19	89
	1998	287	50	60	9	3	78	102	36	48	79	28	53	7	2	43	5	2	80	69	24	77
	1999	119	42	53	4	3	75	27	23	52	48	40	48	8	67	100	10	8	40	16	13	38
	2000	297	53	60	11	4	82	65	22	45	113	38	56	6	2	100	13	4	64	71	24	70
	2001	94	40	68	8	9	63	32	34	72	18	19	61	3	3	100	1	1	100	24	26	63
	2002	309	47	60	12	4	83	102	33	58	94	30	48	5	2	60	8	3	38	70	23	77
	2003	89	50	67	2	2	50	14	16	71	29	33	55	6	7	100	5	6	40	24	27	75
	2004	338	47	59	7	2	43	148	44	46	92	27	63	6	2	67	10	3	30	54	16	87
	2005	135	46	61	2	1	0	47	35	55	37	27	51	3	2	33	4	3	25	33	24	91

TREND TABLE A NUMBER OF BALLOT MEASURES, PERCENT OF TOTAL MEASURES, AND PERCENT PASSING BY TYPE, JURISDICTION AND YEAR

	ALL MEASURES			BONDS			TAXES			ORDINANCE			RECALLS			INITIATIVES			CHARTER AMENDMENT			
	Number of Measures	% of All Measures	Pass Rate	Number of Measures	% of All Measures	Pass Rate	Number of Measures	% of All Measures	Pass Rate	Number of Measures	% of All Measures	Pass Rate	Number of Measures	% of All Measures	Pass Rate	Number of Measures	% of All Measures	Pass Rate	Number of Measures	% of All Measures	Pass Rate	
SCHOOL DISTRICT MEASURES	1995	117	46	51	87	74	45	13	11	38	6	5	100	8	7	88	1	1	100			
	1996	87	15	61	50	57	66	8	9	63	21	24	62	4	5	0						
	1997	174	51	62	118	68	59	23	13	70	13	7	92	18	10	44						
	1998	164	29	62	134	82	57	10	6	100	5	3	40	12	7	92						
	1999	131	46	62	102	78	58	11	8	82	12	9	92	6	5	33						
	2000	146	26	63	118	81	57	6	4	67	13	9	92	5	3	100						
	2001	103	44	71	62	60	76	23	22	70	4	4	25	14	14	64						
	2002	250	38	75	228	91	76	15	6	53	3	1	100	2	1	100						
	2003	61	34	52	20	33	55	36	59	47	3	5	67	2	3	100						
	2004	235	33	73	172	73	77	51	22	53	5	2	100	4	2	100						
2005	103	35	69	52	50	77	40	39	55	6	6	67	5	5	100							

TREND TABLE B NUMBER OF BALLOT MEASURES, PERCENT OF TOTAL MEASURES, AND PERCENT PASSING BY TOPIC, JURISDICTION AND YEAR

	ALL MEASURES			EDUCATION			GOVERNANCE			LAND USE			PUBLIC SAFETY			PUBLIC FACILITIES			GENERAL SERVICES			TRANSPORTATION			REVENUE		
	Mean Number of Measures	% of All Measures	Pass Rate	Mean Number of Measures	% of All Measures	Pass Rate	Mean Number of Measures	% of All Measures	Pass Rate	Mean Number of Measures	% of All Measures	Pass Rate	Mean Number of Measures	% of All Measures	Pass Rate	Mean Number of Measures	% of All Measures	Pass Rate	Mean Number of Measures	% of All Measures	Pass Rate	Mean Number of Measures	% of All Measures	Pass Rate	Mean Number of Measures	% of All Measures	Pass Rate
ALL MEASURES																											
1995-2005	424	100	61	142	33	66	100	24	68	35	8	54	26	6	50	23	5	53	22	5	61	11	3	58	26	6	60
EVEN YEARS	615	100	61	175	29	69	154	25	66	55	9	55	41	7	49	36	6	50	32	5	60	17	3	60	42	7	55
ODD YEARS	264	100	63	114	43	62	54	21	71	19	7	52	13	5	52	12	4	61	13	5	65	7	2	54	13	5	75
COUNTY																											
1995-2005	72	17	56	1	1	75	19	27	69	7	10	43	9	12	44	8	12	45	6	9	61	7	10	70	5	7	54
EVEN YEARS	118	19	54	1	1	60	32	27	68	12	10	41	15	12	41	13	11	37	9	8	57	12	10	67	8	6	58
ODD YEARS	33	12	65	1	2	100	9	26	71	2	7	54	4	12	54	4	12	67	4	11	72	4	11	78	2	7	43
CITY																											
1995-2005	209	49	60	2	1	63	78	37	68	28	14	57	17	8	54	15	7	55	15	7	62	4	2	40	21	10	62
EVEN YEARS	320	52	59	3	1	69	119	37	67	43	13	60	26	8	54	23	7	57	22	7	61	5	2	48	33	10	54
ODD YEARS	117	44	62	1	1	50	44	37	71	17	14	52	9	8	52	8	6	51	10	8	62	3	2	29	11	9	82
SCHOOL																											
1995-2005	143	34	66	139	98	53	2	2	63				0	0	0	0	0	0	0	0	0				1	0	83
EVEN YEARS	176	29	69	172	97	47	3	2	43				0	0	0	0	0	0	0	0	0				1	1	83
ODD YEARS	115	44	62	112	98	61	2	2	85				0	0	0	0	0	0	0	0	0				0	0	0

TREND TABLE B NUMBER OF BALLOT MEASURES, PERCENT OF TOTAL MEASURES, AND PERCENT PASSING BY TOPIC, JURISDICTION AND YEAR

	ALL MEASURES			EDUCATION			GOVERNANCE			LAND USE			PUBLIC SAFETY			PUBLIC FACILITIES			GENERAL SERVICES			TRANSPORTATION			REVENUE			
	Number of Measures	% of All Measures	Pass Rate	Number of Measures	% of All Measures	Pass Rate	Number of Measures	% of All Measures	Pass Rate	Number of Measures	% of All Measures	Pass Rate	Number of Measures	% of All Measures	Pass Rate	Number of Measures	% of All Measures	Pass Rate	Number of Measures	% of All Measures	Pass Rate	Number of Measures	% of All Measures	Pass Rate	Number of Measures	% of All Measures	Pass Rate	
ALL MEASURES	1995	252	100	61	120	48	53	63	25	84	14	6	57	12	5	50	14	6	57				2	1	0			
	1996	573	100	57	84	15	70	210	37	65	54	9	56	39	7	51	38	7	37	71	12	51	6	1	50			
	1997	342	100	60	175	51	62	43	13	67	19	6	68	12	4	42	15	4	60	35	10	60	4	1	50			
	1998	572	100	60	158	28	63	130	23	64	46	8	70	37	6	43	33	6	58	25	4	80	23	4	70			
	1999	283	100	59	119	42	59	62	22	63	29	10	41	14	5	57	4	1	75	13	5	54	8	3	88			
	2000	559	100	59	151	27	63	141	25	63	73	13	55	31	6	48	39	7	67	20	4	55	21	4	43	15	3	73
	2001	233	100	70	105	45	72	46	19	67	7	3	71	11	5	73	19	8	58	7	3	71	4	2	25	31	13	87
	2002	657	100	65	250	38	75	144	22	66	44	7	43	42	6	57	35	5	49	20	3	60	10	2	40	85	13	62
	2003	178	100	62	61	34	52	52	29	73	15	8	60	12	7	50	5	3	60	6	3	100	8	4	38	13	7	62
	2004	715	100	63	234	33	72	146	21	74	58	8	52	55	8	47	37	5	38	23	3	70	25	3	76	110	15	47
	2005	295	100	64	103	35	69	60	20	72	28	9	39	18	6	44	14	5	64	18	6	67	13	4	62	33	11	70
COUNTY MEASURES	1995	17	7	53				7	41	71	3	18	33				3	18	67				1	6	0			
	1996	115	20	49	1	1	100	45	39	64	11	10	38	8	7	50	15	13	13	12	10	42	3	3	100			
	1997	24	7	63	1	4	100	5	21	60	3	13	100	2	8	0	5	21	40	3	13	100	1	4	100			
	1998	121	21	59				24	20	75	13	11	62	14	12	36	12	10	42	15	12	67	16	13	75			
	1999	33	17	67				5	15	80				3	9	50	3	9	67	3	9	0	8	24	88			
	2000	116	21	49	1	1	100	22	19	64	17	15	35	14	12	36	16	14	44	8	7	63	16	14	50	9	8	78
	2001	36	15	75	2	6	100	12	33	58	1	3	100	7	19	100	5	14	80	4	11	75	1	3	0	4	11	75
	2002	98	15	56				34	35	71	7	7	71	15	15	33	11	11	36	7	7	57	5	5	40	12	12	67
	2003	28	16	64				10	36	90				5	18	40				2	7	100	2	7	100	6	21	17
	2004	142	20	54	3	2	33	35	25	69	14	10	14	22	15	50	13	9	54	4	3	50	20	14	75	17	12	41
	2005	57	19	63				12	21	67	6	11	33	6	11	33	8	14	75	9	16	78	9	16	78	4	7	50

TREND TABLE C COMMUNITY SERVICE DISTRICT AND COUNTY SERVICE AREA MEASURES BY COUNTY

	1998			1999			2000			2001			2002			2003			2004			2005			1998-2005				
	Number of Measures	% of County Measures	Pass Rate	Number of Measures	% of County Measures	Pass Rate	Number of Measures	% of County Measures	Pass Rate	Number of Measures	% of County Measures	Pass Rate	Number of Measures	% of County Measures	Pass Rate	Number of Measures	% of County Measures	Pass Rate	Number of Measures	% of County Measures	Pass Rate	Number of Measures	% of County Measures	Pass Rate	Number of Measures	% of County Measures	Pass Rate		
Butte							1	100	100															1	100	100			
Calaveras																								3	100	100	3	60	100
Contra Costa	1	33	100				4	80	25	1	100	100	2	100	50				3	60	67	3	100	100	14	74	64		
El Dorado	2	12	50				7	78	29				1	50	100	6	100	0	2	20	100	14	88	64	32	53	47		
Fresno	1	50	100																					1	50	100			
Humboldt																			1	25	100	2	100	0	3	50	33		
Imperial																								1	50	100	1	13	100
Inyo							1	50	100															1	50	100			
Kern	6	100	50				2	100	0	4	100	75							3	100	33				15	100	47		
Lake																			1	100	0				1	100	0		
Lassen							1	33	0				4	80	25				1	100	100				6	67	33		
Marin				4	100	100	5	100	80	10	91	90	3	100	100	1	100	100						2	100	100	25	96	92
Mendocino				1	100	0							1	100	0				1	50	100				3	75	33		
Monterey													1	100	0										1	50	0		
Nevada							1	100	100																1	100	100		
Orange	1	100	100													1	100	100							2	33	100		
Placer	1	33	100																						1	25	100		
Plumas							1	100	100	2	100	100				1	50	100							4	80	100		
Riverside				3	100	33				1	100	0	2	67	50	2	100	0	1	100	100				9	90	33		
Sacramento	2	40	100				3	75	33																5	56	60		
San Bernardino	2	100	50				3	100	67				1	100	0	1	100	0	1	20	0				8	67	38		
San Diego	10	83	30				3	60	33	1	100	100	2	40	0				3	33	33				19	59	32		
San Luis Obispo				5	100	100	1	33	0				1	50	100				4	67	50	4	100	100	15	75	80		
San Mateo																			1	14	100				1	14	100		
Santa Barbara										1	100	0													1	100	0		
Santa Cruz																						1	100	0	1	10	0		
Shasta							1	100	0																1	100	0		
Siskiyou							2	100	100										5	83	0				7	88	29		
Sonoma							1	20	100	1	100	100				1	100	100							3	38	100		

TREND TABLE C COMMUNITY SERVICE DISTRICT AND COUNTY SERVICE AREA MEASURES BY COUNTY

	1998			1999			2000			2001			2002			2003			2004			2005			1998-2005		
	Number of Measures	% of County Measures	Pass Rate	Number of Measures	% of County Measures	Pass Rate	Number of Measures	% of County Measures	Pass Rate	Number of Measures	% of County Measures	Pass Rate	Number of Measures	% of County Measures	Pass Rate	Number of Measures	% of County Measures	Pass Rate	Number of Measures	% of County Measures	Pass Rate	Number of Measures	% of County Measures	Pass Rate	Number of Measures	% of County Measures	Pass Rate
Tulare																			1	100	100	1	100	100	2	100	0
Tuolumne				1	100	0	1	33	0																2	50	100
Yuba							2	67	50										1	25	0				3	38	33
Total for CSD/CSA Measures Over All Counties	26	21	54	14	42	71	40	35	48	21	58	81	18	18	44	13	46	38	29	20	48	31	54	74	192	62	57

TREND TABLE D NUMBER OF COMMUNITY SERVICE DISTRICT AND COUNTY SERVICE AREA MEASURES, PERCENT OF TOTAL COUNTY MEASURES, AND PERCENT PASSING BY TYPE AND YEAR

	ALL CSD/CSA			TAXES			BONDS			ADVISORY			RECALLS			GANN LIMIT			ORDINANCE		
	Number of Measures	% of County Measures	Pass Rate	Number of Measures	% of County Measures	Pass Rate	Number of Measures	% of County Measures	Pass Rate	Number of Measures	% of County Measures	Pass Rate	Number of Measures	% of County Measures	Pass Rate	Number of Measures	% of County Measures	Pass Rate	Number of Measures	% of County Measures	Pass Rate
1998	26	21	54	19	16	58													7	6	14
1999	14	42	71	11	33	64									3	9	100				
2000	40	35	48	28	24	29	1	1	100	3	3	67			6	5	100		2	2	100
2001	21	58	81	11	31	82	2	6	100				3	8	100	3	8	100	2	6	0
2002	18	18	44	14	14	36									4	4	75				
2003	13	46	38	11	39	27													2	7	100
2004	29	20	48	23	16	39				1	1	100			2	1	100		3	2	67
2005	31	54	74	23	40	65	2	4	100				3	5	100	1	2	100	2	4	100

TREND TABLE E NUMBER OF COMMUNITY SERVICE DISTRICT AND COUNTY SERVICE AREA MEASURES, PERCENT OF TOTAL COUNTY MEASURES, AND PERCENT PASSING BY TOPIC AND YEAR

	ALL CSD/CSA			LAND USE			PUBLIC SAFETY			GOVERNANCE			ENVIRONMENT			TRANSPORTATION			PUBLIC FACILITIES			GENERAL SERVICES			REVENUES		
	Number of Measures	% of County Measures	Pass Rate	Number of Measures	% of County Measures	Pass Rate	Number of Measures	% of County Measures	Pass Rate	Number of Measures	% of County Measures	Pass Rate	Number of Measures	% of County Measures	Pass Rate	Number of Measures	% of County Measures	Pass Rate	Number of Measures	% of County Measures	Pass Rate	Number of Measures	% of County Measures	Pass Rate	Number of Measures	% of County Measures	Pass Rate
1998	26	21	54				12	10	58				3	2	33	2	2	50				6	5	17			
1999	14	42	71				2	6	50				3	9	0	5	15	100									
2000	40	35	48	2	2	0	10	9	30	2	2	100				6	5	17	5	4	40	5	4	60	1	1	100
2001	21	58	81				6	17	100	4	11	75				1	3	0	4	11	75	4	11	75	2	6	100
2002	18	18	44				11	11	45	3	3	67							3	3	33	1	1	0			
2003	13	46	38				5	18	40	2	7	100													6	21	17
2004	29	20	48				17	12	47	1	1	0				3	2	33	4	3	50	1	1	0	2	1	100
2005	31	54	74	2	4	0	1	2	100	3	5	100				6	11	100	6	11	67	9	16	78	4	7	50

TREND TABLE F COMPARISON OF PASS RATES FOR COUNTY-WIDE AND COMMUNITY SERVICE DISTRICT/ COUNTY SERVICE AREA TAX MEASURES, 1998-2005

	Total Number of County Measures	NON-CSD/CSA COUNTY-WIDE MEASURES		CSD/CSA MEASURES		NON-CSD/CSA COUNTY-WIDE TAX MEASURES		CSD/CSA COUNTY TAX MEASURES	
		Number of Measures	Pass Rate	Number of Measures	Pass Rate	Number of Measures	Pass Rate	Number of Measures	Pass Rate
1998	121	95	60	26	54	13	9	19	58
1999	33	19	64	14	71	5	20	11	64
2000	115	75	50	40	48	24	30	28	29
2001	36	15	67	21	81	2	50	11	82
2002	98	80	59	18	44	24	50	14	36
2003	28	15	87	13	38	1	0	11	27
2004	142	113	56	29	48	36	47	23	39
2005	57	26	50	31	74	1	100	23	65

TREND TABLE G NUMBER OF CANDIDATES BY JURISDICTION AND YEAR

	NUMBER OF CANDIDATES			
	ALL CANDIDATES	COUNTY CANDIDATES	CITY CANDIDATES	SCHOOL DISTRICT CANDIDATES
1995	2,381	0	754	1,627
1996	5,530	822	2,160	2,548
1997	2,498	25	748	1,729
1998	5,502	1,167	1,903	2,432
1999	2,293	138	738	1,417
2000	5,153	894	2,200	2,059
2001	2,525	189	702	1,634
2002	6,072	1,412	2,210	2,450
2003	2,106	213	571	1,322
2004	5,155	878	2,232	2,045
2005	2,580	167	1,005	1,408
Total	41,795	5,905	15,223	20,671

TREND TABLE H NUMBER OF CANDIDATES FOR MAJOR COUNTY OFFICES BY YEAR

	TOTAL NUMBER OF CANDIDATES	NUMBER OF COUNTY CANDIDATES	COUNTY SUPERVISOR CANDIDATES		CSD/CSA CANDIDATES	
			NUMBER OF CANDIDATES	% OF COUNTY CANDIDATES	NUMBER OF CANDIDATES	% OF COUNTY CANDIDATES
1995	2,381	0	0	0	*	*
1996	5,530	822	574	70	*	*
1997	2,498	25	21	84	*	*
1998	5,502	1,167	362	31	22	2
1999	2,293	138	5	4	109	79
2000	5,153	894	501	56	174	19
2001	2,525	189	0	0	186	98
2002	6,072	1,412	362	26	266	19
2003	2,106	213	10	5	181	85
2004	5,155	878	523	60	235	27
2005	2,580	167	4	2	155	93
TOTAL	39,215	5,738	2,358	41	1,173	20

*The California Elections Data Archive did not collect information on CSD/CSA candidates until 1998.

TREND TABLE I PERCENT OF INCUMBENT CANDIDATES AND PERCENT OF PREVAILING INCUMBENTS BY MAJOR OFFICE, JURISDICTION AND YEAR

		% OF ALL CANDIDATES	% OF COUNTY SUPERVISOR CANDIDATES	% OF CITY COUNCIL CANDIDATES	% OF SCHOOL DISTRICT CANDIDATES
PERCENT OF CANDIDATES WHO ARE INCUMBENTS	1995	27	0	18	30
	1996	26	24	23	28
	1997	30	5	23	33
	1998	32	27	26	32
	1999	30	0	23	32
	2000	30	30	26	32
	2001	30	0	24	32
	2002	34	32	27	36
	2003	31	0	22	35
	2004	33	28	28	37
	2005	31	0	23	36
PERCENTAGE OF INCUMBENTS WHO WIN	1995	79	0	78	78
	1996	79	69	75	78
	1997	76	0	79	74
	1998	85	86	82	83
	1999	77	0	80	75
	2000	79	87	80	75
	2001	77	0	79	76
	2002	82	78	79	79
	2003	76	0	72	77
	2004	80	78	81	76
	2005	79	0	81	77
PERCENTAGE OF WINNING CANDIDATES WHO ARE INCUMBENTS	1995	49	0	39	50
	1996	47	43	42	47
	1997	49	0	45	49
	1998	55	56	48	53
	1999	51	0	45	51
	2000	52	67	51	50
	2001	50	0	51	49
	2002	56	56	49	56
	2003	50	0	39	54
	2004	55	55	51	57
	2005	52	0	50	52

2005 ELECTION SERIES SUMMARY:
ELECTION OUTCOMES FOR
COUNTY, CITY AND SCHOOL DISTRICT
BALLOT MEASURES AND CANDIDATES

TABLE A SUMMARY OF OUTCOMES FOR ALL COUNTY, CITY AND SCHOOL DISTRICT BALLOT MEASURES BY TYPE OF MEASURE AND COUNTY, 2005

	TAXES		BONDS		CHARTER AMENDMENT		ADVISORY		INITIATIVE		RECALL		GANN LIMIT		ORDINANCE		ALL MEASURES		
	PASS	FAIL	PASS	FAIL	PASS	FAIL	PASS	FAIL	PASS	FAIL	PASS	FAIL	PASS	FAIL	PASS	FAIL	PASS	FAIL	TOTAL
Alameda	4	0	1	0					0	1					2	0	7	1	8
Butte															1	0	1	0	1
Calaveras	2	1	1	0													3	1	4
Contra Costa	4	3	1	1					1	0			1	0	1	3	8	7	15
El Dorado	9	6	1	1	0	1									2	1	12	9	21
Fresno			1	1													1	1	2
Humboldt	0	2															0	2	2
Imperial	2	0		1			1	0							2	0	5	1	6
Inyo			2	0													2	0	2
Kern	0	1	3	1							1	0					4	2	6
Kings			2	1													2	1	3
Los Angeles	3	9	4	0	24	2	1	4					1	0	5	5	38	20	58
Madera			1	1											1	0	2	1	3
Marin	9	1	1	1													10	2	12
Mariposa															1	0	1	0	1
Mendocino	1	0	1	0			1	0									3	0	3
Merced	1	0	1	0													2	0	2
Mono															2	0	2	0	2
Monterey	1	1	1	1											0	1	2	3	5
Napa			1	0													1	0	1
Nevada	1	0															1	0	1
Orange	1	2	1	0					0	1					1	3	3	6	9
Placer	1	1	0	1			1	0			2	0			2	0	6	2	8
Riverside	1	0	1	0	1	0	0	1			1	2			1	3	5	6	11
Sacramento			1	0							2	0					3	0	3
San Benito				1													0	1	1
San Bernardino			2	0					0	2					1	2	3	4	7

TABLE A SUMMARY OF OUTCOMES FOR ALL COUNTY, CITY AND SCHOOL DISTRICT BALLOT MEASURES BY TYPE OF MEASURE AND COUNTY, 2005

	TAXES		BONDS		CHARTER AMENDMENT		ADVISORY		INITIATIVE		RECALL		GANN LIMIT		ORDINANCE		ALL MEASURES		
	PASS	FAIL	PASS	FAIL	PASS	FAIL	PASS	FAIL	PASS	FAIL	PASS	FAIL	PASS	FAIL	PASS	FAIL	PASS	FAIL	TOTAL
San Diego	0	1	1	0											1	1	2	2	4
San Francisco			1	1					2	0					3	2	6	3	9
San Joaquin			1	1													1	1	2
San Luis Obispo											3	0			1	0	4	0	4
San Mateo	5	3	4	0	3	0	1	0					2	0	3	0	18	3	21
Santa Clara	3	1			2	1									0	3	5	5	10
Santa Cruz	4	1															4	1	5
Shasta			1	0													1	0	1
Sierra	1	0															1	0	1
Siskiyou			1	0													1	0	1
Solano	1	1													1	0	2	1	3
Sonoma	3	9													0	1	3	10	13
Stanislaus	0	1	2	1													2	2	4
Sutter	1	1															1	1	2
Tehama					1	0											1	0	1
Tuolumne			1	0											1	0	2	0	2
Tulare	4	2	2	1													6	3	9
Ventura	2	0	1	0											0	1	3	1	4
Yolo															0	1	0	1	1
Yuba							0	1									0	1	1
All Counties	64	47	42	15	31	4	5	6	3	4	9	2	4	0	32	27	190	105	295

TABLE B SUMMARY OF OUTCOMES FOR ALL COUNTY, CITY AND SCHOOL DISTRICT BALLOT MEASURES BY TOPIC OF MEASURE AND COUNTY, 2005

	EDUCATION		LAND USE		PUBLIC SAFETY		GOVERNANCE		ENVIRONMENT		TRANSPORT		PUBLIC FACILITIES		HOUSING		GAMBLING		GENERAL SERVICES		REVENUE		OTHER		ALL MEASURES		
	PASS	FAIL	PASS	FAIL	PASS	FAIL	PASS	FAIL	PASS	FAIL	PASS	FAIL	PASS	FAIL	PASS	FAIL	PASS	FAIL	PASS	FAIL	PASS	FAIL	PASS	FAIL	PASS	FAIL	TOTAL
Alameda	5	0	0	1			1	0											1	0					7	1	8
Butte	1	0																							1	0	1
Calaveras											3	1													3	1	4
Contra Costa	3	1	1	1	1	0	0	2			1	0	0	1					2	1	0	1			8	7	15
El Dorado	1	1	1	0			1	1			3	1	4	1					3	2	2				12	9	21
Fresno	1	1																							1	1	2
Humboldt			0	2																					0	2	2
Imperial	0	1											1	0			1		2	0	1	0			5	1	6
Inyo	2	0																							2	0	2
Kern	4	1									0	1													4	2	6
Kings	2	1																							2	1	3
Los Angeles	4	3	3	2	2	3	23	7					2	0					0	1	4	3	0	1	38	20	58
Madera	2	1																							2	1	3
Marin	6	1			1	0													3	1					10	2	12
Mariposa	1	0																							1	0	1
Mendocino	1	0			1	0															1	0			3	0	3
Merced	1	0																			1	0			2	0	2
Mono							2	0																	2	0	2
Monterey	1	1	0	1	0	1															1	0			2	3	5
Napa	1	0																							1	0	1
Nevada	1	0																							1	0	1
Orange	1	1	1	0	0	4															1	1			3	6	9
Placer	3	1	1	0			2	0					0	1											6	2	8
Riverside	1	1	1	2			2	3													1	0			5	6	11
Sacramento	3	0																							3	0	3
San Benito		1																							0	1	1
San Bernardino	2	0	1	2			0	1					0	1											3	4	7

TABLE B SUMMARY OF OUTCOMES FOR ALL COUNTY, CITY AND SCHOOL DISTRICT BALLOT MEASURES BY TOPIC OF MEASURE AND COUNTY, 2005

	EDUCATION		LAND USE		PUBLIC SAFETY		GOVERNANCE		ENVIRONMENT		TRANSPORT		PUBLIC FACILITIES		HOUSING		GAMBLING		GENERAL SERVICES		REVENUE		OTHER		ALL MEASURES			
	PASS	FAIL	PASS	FAIL	PASS	FAIL	PASS	FAIL	PASS	FAIL	PASS	FAIL	PASS	FAIL	PASS	FAIL	PASS	FAIL	PASS	FAIL	PASS	FAIL	PASS	FAIL	PASS	FAIL	TOTAL	
San Diego	1	0	0	1									1	0								0	1			2	2	4
San Francisco	1	0			1	0	2	2			1	1											1	0	6	3	9	
San Joaquin	1	1																							1	1	2	
San Luis Obispo							3	0											1	0					4	0	4	
San Mateo	6	1	2	0	0	1	4	0			0	1							1	0	4	0	1	0	18	3	21	
Santa Clara	1	1	0	3			2	1													2	0			5	5	10	
Santa Cruz	2	0											0	1							2	0			4	1	5	
Shasta	1	0																							1	0	1	
Sierra													1	0											1	0	1	
Siskiyou	1	0																							1	0	1	
Solano	1	0																			1	1			2	1	3	
Sonoma	3	9																					0	1	3	10	13	
Stanislaus	2	1			0	1																			2	2	4	
Sutter	0	1																			1	0			1	1	2	
Tehama							1	0																	1	0	1	
Tuolumne	1	0							1	0															2	0	2	
Tulare	2	2			2	0													1	0	1	1			6	3	9	
Ventura	1	0													0	1	1	0	1	0					3	1	4	
Yolo			0	1																					0	1	1	
Yuba			0	1																					0	1	1	
All Counties	71	32	11	17	8	10	43	17	1	0	8	5	9	5	0	1	2	0	12	6	23	10	2	2	190	105	295	

TABLE C SUMMARY OF ELECTION OUTCOMES FOR ALL COUNTY, CITY AND SCHOOL DISTRICT OFFICES, 2005

		Director, CSD*		Other County Offices		City Council		Other City Offices		School Board Member		Total	
		Percent	N	Percent	N	Percent	N	Percent	N	Percent	N	Percent	N
		Incumbent Candidates	Win	78.6	44	66.7	2	80.7	155	90.6	48	77.4	390
	Lose	21.4	12	33.3	1	19.3	37	9.4	5	22.6	114	20.9	169
	Total	100.0	56	100.0	3	100.0	192	100.0	53	100.0	504	100.0	808
Non-Incumbent Candidates	Win	40.4	40	22.2	2	24.4	155	24.0	30	40.3	364	33.4	591
	Lose	59.6	59	77.8	7	75.6	480	76.0	95	59.7	540	66.6	1,181
	Total	100.0	99	100.0	9	100.0	635	100.0	125	100.0	904	100.0	1,772
Winning Candidates	Incumbent	52.4	44	50.0	2	50.0	155	61.5	48	51.7	390	52.0	639
	Non-Incumbent	47.6	40	50.0	2	50.0	155	38.5	30	48.3	364	48.0	591
	Total	100.0	84	100.0	4	100.0	310	100.0	78	100.0	754	100.0	1,230
Losing Candidates	Incumbent	16.9	12	12.5	1	7.2	37	5.0	5	17.4	114	12.5	169
	Non-Incumbent	83.1	59	87.5	7	92.8	480	95.0	95	82.6	540	87.5	1,181
	Total	100.0	71	100.0	8	100.0	517	100.0	100	100.0	654	100.0	1,350
All Candidates	Incumbent	36.1	56	25.0	3	23.2	192	29.8	53	35.8	504	31.3	808
	Non-Incumbent	63.9	99	75.0	9	76.8	635	70.2	125	64.2	904	68.7	1,772
	Total	100.0	155	100.0	12	100.0	827	100.0	178	100.0	1,408	100.0	2,580

*Directors of Community Service Districts

PART 1
VOTE TOTALS, ELECTION OUTCOMES AND
TEXT FOR SCHOOL DISTRICT BALLOT MEASURES

TABLE 1.1 VOTE TOTALS FOR SCHOOL DISTRICT BALLOT MEASURES BY COUNTY, 2005

COUNTY	DATE	SCHOOL DISTRICT	MEASURE TITLE	TYPE OF MEASURE	TOPIC OF MEASURE	VOTE IN FAVOR	TOTAL VOTE	PERCENT OF VOTE	PASS OR FAIL
ALAMEDA	6/7/2005	Alameda City Unified	Measure A	Property Tax	Education	8,231	12,249	67.2%	Pass ^T
		Piedmont City Unified	Measure B	Property Tax	Education	4,286	4,865	88.1%	Pass ^T
			Measure C	Property Tax	Education	4,037	4,856	83.1%	Pass ^T
	11/8/2005	Albany City Unified	Measure A	Property Tax	Education	4,140	6,041	68.5%	Pass ^T
		Castro Valley Unified	Measure B	GO Bond	Education: Bonds	10,602	16,674	63.6%	Pass ^F
ALPINE	No School District Measures								
AMADOR	No School District Measures								
BUTTE	11/8/2005	Durham Unified	Measure Q	Ordinance	Education: Districts	1,007	1,794	56.1%	Pass
CALAVERAS	No School District Measures								
COLUSA	No School District Measures								
CONTRA COSTA	3/8/2005	Acalanes Union High	Measure A	Property Tax	Education	25,818	34,415	75.0%	Pass ^T
		Walnut Creek Elementary	Measure B	Property Tax	Education	9,119	12,814	71.2%	Pass ^T
	6/7/2005	John Swett Unified	Measure C	Property Tax	Education	1,218	1,897	64.2%	Fail ^T
	11/8/2005	West Contra Costa Unified	Measure J	GO Bond	Education: Bonds	30,013	52,789	56.9%	Pass ^F
DEL NORTE	No School District Measures								
EL DORADO	3/8/2005	Tahoe-Truckee Unified ¹	Measure A	Property Tax	Education	189	273	69.2%	Pass ^T
	11/8/2005	Latrobe Elementary	Measure U	GO Bond	Education: Bonds	586	1,100	53.3%	Fail ^F
FRESNO	11/8/2005	Kingsburg Joint Union High ²	Measure K	GO Bond	Education: Bonds	2,268	3,380	67.1%	Pass ^T
		West Hills Community College ³	Measure B	GO Bond	Education: Bonds	2,632	4,834	54.4%	Fail ^F
GLENN	No School District Measures								
HUMBOLDT	No School District Measures								
IMPERIAL	6/7/2005	Coachella Valley Unified ⁴	Measure D	GO Bond	Education: Bonds	187	330	56.7%	Fail ^T
INYO	3/8/2005	Big Pine Unified	Measure B	GO Bond	Education: Bonds	410	600	68.3%	Pass ^T
	11/8/2005	Owens Valley Unified	Measure A	GO Bond	Education: Bonds	196	348	56.3%	Pass ^F
KERN	11/8/2005	Beardsley Elementary	Measure D	GO Bond	Education: Bonds	1,771	2,788	63.5%	Fail ^T
		Delano Joint Union High ⁵	Measure C	GO Bond	Education: Bonds	2,720	3,744	72.6%	Pass ^T
		El Tejon Unified ⁶	Measure E	GO Bond	Education: Bonds	1,209	2,154	56.1%	Pass ^F

^TIndicates measure required a two-thirds vote to pass. ^FIndicates measure required a 55% vote to pass. All other county measures required a majority vote.

¹Multiple county school district. Results for Nevada and Placer counties are reported separately.

²Multiple county school district. Results for Kings and Tulare counties are reported separately.

³Multiple county school district. Results for Kings, Madera, Monterey and San Benito counties are reported separately.

⁴Multiple county school district. Results for Riverside county are reported separately.

⁵Multiple county school district. Results for Tulare county are reported separately.

⁶Multiple county school district. Results for Ventura county are reported separately.

TABLE 1.1 VOTE TOTALS FOR SCHOOL DISTRICT BALLOT MEASURES BY COUNTY, 2005

COUNTY	DATE	SCHOOL DISTRICT	MEASURE TITLE	TYPE OF MEASURE	TOPIC OF MEASURE	VOTE IN FAVOR	TOTAL VOTE	PERCENT OF VOTE	PASS OR FAIL
KERN	11/8/2005	Lost Hills Union Elementary	Measure G	GO Bond	Education: Bonds	35	58	60.3%	Pass ^F
(continued)		Elk Hills Elementary	Recall 1	Recall	Education: Recall	49	91	53.8%	Pass
KINGS	11/8/2005	Kingsburg Joint Union High ⁷	Measure K	GO Bond	Education: Bonds	124	223	55.6%	Pass ^F
		Pioneer Union Elementary	Measure P	GO Bond	Education: Bonds	1,524	2,336	65.2%	Pass ^F
		West Hills Community College ⁸	Measure B	GO Bond	Education: Bonds	3,084	5,737	53.8%	Fail ^F
LAKE	No School District Measures								
LASSEN	No School District Measures								
LOS ANGELES	3/8/2005	Little Lake City Elementary	Measure A	Property Tax	Education	548	919	59.6%	Fail ^T
		Lowell Joint Elementary ⁹	Measure B	Property Tax	Education	1,566	2,959	52.9%	Fail ^T
	11/8/2005	Glendora Unified	Measure G	GO Bond	Education: Bonds	6,588	10,442	63.1%	Pass ^F
		Los Angeles Unified	Measure Y	GO Bond	Education: Bonds	443,905	671,636	66.1%	Pass ^F
		Palos Verdes Peninsula Unified	Measure R	GO Bond	Education: Bonds	15,496	21,894	70.8%	Pass ^F
			Measure S	GO Bond	Education: Bonds	14,678	21,911	67.0%	Pass ^F
		Torrance Unified	Measure X	Ordinance	Education: Districts	10,975	26,359	41.6%	Fail
MADERA	11/8/2005	Chawanakee Jt. Elementary	Measure Q	GO Bond	Education: Bonds	1,126	1,976	57.0%	Pass ^F
		West Hills Community College ¹⁰	Measure B	GO Bond	Education: Bonds	45	97	46.4%	Fail ^F
		Yosemite/Coarsegold Joint Unified ^{11 P}	Measure P	Ordinance	Education: Districts	5,132	7,934	64.7%	Pass
MARIN	3/8/2005	Larkspur Elementary	Measure B	Property Tax	Education	2,754	3,620	76.1%	Pass ^T
		Novato Unified	Measure A	Property Tax	Education	13,310	17,728	75.1%	Pass ^T
		Ross Elementary	Measure C	GO Bond	Education: Bonds	781	1,327	58.9%	Fail ^T
		Ross Valley Elementary	Measure E	Property Tax	Education	5,204	6,271	83.0%	Pass ^T
	8/30/2005	San Rafael City Elementary	Measure B	Property Tax	Education	6,801	9,541	71.3%	Pass ^T
		San Rafael City High	Measure A	Property Tax	Education	11,548	15,709	73.5%	Pass ^T
	11/8/2005	Reed Union Elementary	Measure B	GO Bond	Education: Bonds	3,907	5,566	70.2%	Pass ^F
MARIPOSA	11/8/2005	Yosemite/Coarsegold Joint Unified ^{12 P}	Measure P	Ordinance	Education: Districts	58	82	70.7%	Pass
MENDOCINO	11/8/2005	Ukiah Unified	Measure U	GO Bond	Education: Bonds	6,675	9,822	68.0%	Pass ^T
MERCED	11/8/2005	Livingston Union Elementary	Measure B	GO Bond	Education: Bonds	1,002	1,487	67.4%	Pass ^F
MODOC	No School District Measures								
MONO	No School District Measures								

⁷Multiple county school district. Results for Fresno and Tulare counties are reported separately.

⁸Multiple county school district. Results for Fresno, Madera, Monterey and San Benito counties are reported separately.

⁹Multiple county school district. Results for Orange county are reported separately.

¹⁰Multiple county school district. Results for Fresno, Kings, Monterey and San Benito counties are reported separately.

¹¹Multiple county school district. Results for Mariposa county are reported separately. ^PProposed school district.

¹²Multiple county school district. Results for Madera county are reported separately. ^PProposed school district.

TABLE 1.1 VOTE TOTALS FOR SCHOOL DISTRICT BALLOT MEASURES BY COUNTY, 2005

COUNTY	DATE	SCHOOL DISTRICT	MEASURE TITLE	TYPE OF MEASURE	TOPIC OF MEASURE	VOTE IN FAVOR	TOTAL VOTE	PERCENT OF VOTE	PASS OR FAIL
MONTEREY	11/8/2005	Carmel Unified	Measure A	GO Bond	Education: Bonds	7,744	10,512	73.7%	Pass
		West Hills Community College ¹³	Measure B	GO Bond	Education: Bonds	2	4	50.0%	Fail
NAPA	11/8/2005	Howell Mountain Elementary	Measure C	GO Bond	Education: Bonds	663	939	70.6%	Pass ^F
NEVADA	3/8/2005	Tahoe-Truckee Unified ¹⁴	Measure A	Property Tax	Education	2,930	3,792	77.3%	Pass ^T
ORANGE	3/8/2005	Lowell Joint Elementary ¹⁵	Measure B	Property Tax	Education	1,566	2,959	52.9%	Fail ^T
	11/8/2005	Newport-Mesa Unified	Measure F	GO Bond	Education: Bonds	26,123	46,524	56.1%	Pass ^F
PLACER	3/8/2005	Tahoe-Truckee Unified ¹⁶	Measure A	Property Tax	Education	2,358	3,215	73.3%	Pass ^T
	6/7/2005	Placer Hills Union Elementary	Measure D	Property Tax	Education	2,132	4,313	49.4%	Fail ^T
	11/8/2005	Center Joint Unified ¹⁷	Recall 1	Recall	Education: Recall	123	156	78.8%	Pass
Recall 2			Recall	Education: Recall	126	161	78.3%	Pass	
PLUMAS	No School District Measures								
RIVERSIDE	6/7/2005	Coachella Valley Unified ¹⁸	Measure D	GO Bond	Education: Bonds	1,560	1,992	78.3%	Pass ^T
	11/8/2005	Jurupa Unified	Measure E	Ordinance	Education: Districts	4,589	11,149	41.2%	Fail
SACRAMENTO	11/8/2005	Center Joint Unified ¹⁹	Recall 1	Recall	Education: Recall	3,934	4,833	81.4%	Pass
			Recall 2	Recall	Education: Recall	3,746	4,811	77.9%	Pass
		Galt Joint Union High ²⁰	Measure B	GO Bond	Education: Bonds	5,696	7,753	73.5%	Pass ^T
SAN BENITO	11/8/2005	West Hills Community College ²¹	Measure B	GO Bond	Education: Bonds	0	1	0.0%	Fail ^F
SAN BERNARDINO	6/7/2005	Palo Verde Community College	Measure K	GO Bond	Education: Bonds	608	912	66.7%	Pass ^T
	11/8/2005	Morongo Unified	Measure O	GO Bond	Education: Bonds	6,563	11,527	56.9%	Pass ^F
SAN DIEGO	11/8/2005	Bonsall Union Elementary	Measure C	GO Bond	Education: Bonds	2,767	4,218	65.6%	Pass ^F
SAN FRANCISCO	11/8/2005	San Francisco Community College	Measure A	GO Bond	Education: Bonds	134,999	211,319	63.9%	Pass ^F
SAN JOAQUIN	11/8/2005	Galt Joint Union High ²²	Measure B	GO Bond	Education: Bonds	873	1,498	58.3%	Fail ^T
		Stockton Unified	Measure C	GO Bond	Education: Bonds	18,858	27,167	69.4%	Pass ^F
SAN LUIS OBISPO	No School District Measures								

¹³Multiple county school district. Results for Fresno, Kings, Madera and San Benito counties are reported separately.

¹⁴Multiple county school district. Results for El Dorado and Placer counties are reported separately.

¹⁵Multiple county school district. Results for Los Angeles county are reported separately.

¹⁶Multiple county school district. Results for El Dorado and Nevada counties are reported separately.

¹⁷Multiple county school district. Results for Sacramento county are reported separately.

¹⁸Multiple county school district. Results for Imperial county are reported separately.

¹⁹Multiple county school district. Results for Placer county are reported separately.

²⁰Multiple county school district. Results for San Joaquin county are reported separately.

²¹Multiple county school district. Results for Fresno, Kings, Madera and Monterey counties are reported separately.

²²Multiple county school district. Results for Sacramento county are reported separately.

TABLE 1.1 VOTE TOTALS FOR SCHOOL DISTRICT BALLOT MEASURES BY COUNTY, 2005

COUNTY	DATE	SCHOOL DISTRICT	MEASURE TITLE	TYPE OF MEASURE	TOPIC OF MEASURE	VOTE IN FAVOR	TOTAL VOTE	PERCENT OF VOTE	PASS OR FAIL
SAN MATEO	3/8/2005	Brisbane Elementary	Measure U	Property Tax	Education	929	1,330	69.8%	Pass ^T
	5/3/2005	Redwood City Elementary	Measure V	Property Tax	Education	9,763	15,827	61.7%	Fail ^T
	11/8/2005	Belmont-Redwood Shores Elementary	Measure C	GO Bond	Education: Bonds	2,312	3,401	68.0%	Pass ^F
		La Honda-Pescadero Unified	Measure B	Property Tax	Education	920	1,271	72.4%	Pass ^T
		San Carlos Elementary	Measure E	GO Bond	Education: Bonds	6,240	9,913	62.9%	Pass ^F
		San Mateo Community College	Measure A	GO Bond	Education: Bonds	114,319	178,121	64.2%	Pass ^F
		Woodside Elementary	Measure D	GO Bond	Education: Bonds	1,042	1,522	68.5%	Pass ^F
SANTA BARBARA	No School District Measures								
SANTA CLARA	3/8/2005	Milpitas Unified	Measure A	Property Tax	Education	4,443	7,366	60.3%	Fail ^T
	6/7/2005	Palo Alto Unified	Measure A	Property Tax	Education	14,033	18,932	74.1%	Pass ^T
SANTA CRUZ	11/8/2005	Santa Cruz City Elementary	Measure B	Property Tax	Education	16,734	20,899	80.1%	Pass ^T
		Santa Cruz City High	Measure A	Property Tax	Education	30,483	39,619	76.9%	Pass ^T
SHASTA	11/8/2005	Siskiyou Joint Community College ²³	Measure A	GO Bond	Education: Bonds	72	106	67.9%	Pass ^F
SIERRA	No School District Measures								
SISKIYOU	11/8/2005	Siskiyou Joint Community College ²⁴	Measure A	GO Bond	Education: Bonds	8,840	14,161	62.4%	Pass ^F
SOLANO	11/8/2005	Vacaville Unified	Measure F	Ordinance	Education: Districts	9,161	17,008	53.9%	Pass
SONOMA	3/8/2005	Cotati-Rohnert Park Unified	Measure A	Property Tax	Education	6,500	9,789	66.4%	Fail ^T
		Forestville Union Elementary	Measure C	Property Tax	Education	1,325	2,102	63.0%	Fail ^T
		Gravenstein Union Elementary	Measure D	Property Tax	Education	1,004	1,702	59.0%	Fail ^T
		Harmony Union Elementary	Measure E	Property Tax	Education	825	1,332	61.9%	Fail ^T
		Oak Union Union Elementary	Measure F	Property Tax	Education	926	1,507	61.4%	Fail ^T
		Old Adobe Union Elementary	Measure G	Property Tax	Education	3,792	5,770	65.7%	Fail ^T
		Piner-Olivet Union Elementary	Measure H	Property Tax	Education	1,640	2,876	57.0%	Fail ^T
		Sebastopol Union Elementary	Measure I	Property Tax	Education	2,292	3,316	69.1%	Pass ^T
		Twin Hills Union Elementary	Measure J	Property Tax	Education	1,221	1,886	64.7%	Fail ^T
		West Sonoma County Union	Measure B	Property Tax	Education	9,118	13,904	65.6%	Fail ^T
	6/7/2005	Harmony Union Elementary	Measure L	Property Tax	Education	1,124	1,636	68.7%	Pass ^T
		West Sonoma County Union	Measure K	Property Tax	Education	9,929	14,776	67.2%	Pass ^T
STANISLAUS	3/8/2005	Keyes Union Elementary	Measure L	GO Bond	Education: Bonds	392	532	73.7%	Pass ^T
	11/8/2005	Newman-Crows Landing Unified	Measure O	GO Bond	Education: Bonds	869	1,760	49.4%	Fail ^F
		Riverbank Unified	Measure P	GO Bond	Education: Bonds	1,584	2,426	65.3%	Pass ^F
SUTTER	1/25/2005	Yuba City Unified	Measure N	Miscellaneous Tax	Education: Districts	6	91	6.6%	Fail ^T
TEHAMA	No School District Measures								
TRINITY	No School District Measures								

²³Multiple county school district. Results for Siskiyou county are reported separately.

TABLE 1.1 VOTE TOTALS FOR SCHOOL DISTRICT BALLOT MEASURES BY COUNTY, 2005

COUNTY	DATE	SCHOOL DISTRICT	MEASURE TITLE	TYPE OF MEASURE	TOPIC OF MEASURE	VOTE IN FAVOR	TOTAL VOTE	PERCENT OF VOTE	PASS OR FAIL
<i>²⁴Multiple county school district. Results for Shasta county are reported separately.</i>									
TULARE	3/8/2005	Woodlake Union High	Measure B	Property Tax	Education	417	1,198	34.8%	Fail ^T
	11/8/2005	Delano Joint Union High ²⁵	Measure C	GO Bond	Education: Bonds	601	808	74.4%	Pass ^T
		Kings River Union Elementary	Measure E	GO Bond	Education: Bonds	300	457	65.6%	Pass ^F
		Kingsburg Joint Union High ²⁶	Measure K	GO Bond	Education: Bonds	436	681	64.0%	Fail ^T
TOULUMNE	11/8/2005	Big Oak Flat-Groveland Unified	Measure M	GO Bond	Education: Bonds	1,563	2,285	68.4%	Pass ^F
VENTURA	11/8/2005	El Tejon Unified ²⁷	Measure E	GO Bond	Education: Bonds	48	86	55.8%	Pass ^F
YOLO	No School District Measures								
YUBA	No School District Measures								

²⁵Multiple county school district. Results for Kern county are reported separately.

²⁶Multiple county school district. Results for Fresno and Kings counties are reported separately.

²⁷Multiple county school district. Results for Kern county are reported separately.

TABLE 1.2 TEXT FOR SCHOOL DISTRICT BALLOT MEASURES BY COUNTY, 2005

ALAMEDA	6/7/2005	Alameda City Unified	Measure A	Pass (2/3 required)
To improve the education in Alameda schools, retain experienced teachers and attract new qualified teachers, retain teaching specialists in reading, math and science, preserve educational programs in music and art and to maintain small class sizes, shall Alameda Unified School District replace its existing \$109 parcel tax with a \$189 yearly tax for seven years, providing for an exemption for senior citizens, no money for administrators, and with all money to benefit local Alameda schools?				
ALAMEDA	6/7/2005	Piedmont City Unified	Measure B	Pass (2/3 required)
To continue to provide funds for partial support for special academic instructional programs and services, smaller class sizes, technology, and maintenance services commensurate with an excellent educational program, shall the Piedmont City Unified School District be authorized to renew the levy of special taxes up to the amounts specified in the voter informational pamphlet for a period of four years?				
ALAMEDA	6/7/2005	Piedmont City Unified	Measure C	Pass (2/3 required)
To maintain the quality of Piedmont's public education and to prevent further reductions in current special academic instructional programs including advanced placement, foreign language, fine arts, library and counseling services, technology upgrades and to continue to provide competitive compensation, professional training and curriculum improvements, shall the Piedmont City Unified School District be authorized to renew the levy of special taxes of up to the amounts specified in the voter pamphlet for a period of four years?				
ALAMEDA	11/8/2005	Albany City Unified	Measure A	Pass (2/3 required)
Shall the Albany Unified School District be authorized to levy a special tax for seven years at the annual rate of \$250.00 per residential unit and \$.05 per square foot for non-residential parcels, exempting low income homeowners and renters and homeowners 65 and over, the proceeds of which shall be used to retain qualified staff with competitive compensation, add librarian and counselor positions, maintain small class sizes and safety supervision, and enhance extracurricular activities?				
ALAMEDA	11/8/2005	Castro Valley Unified	Measure B	Pass (55% required)
To improve school libraries, build new science labs and classrooms, update campus security systems, and continue the renovation, construction and modernization of classrooms, schools and other facilities described on the District's Project List, shall the Castro Valley Unified School District be authorized to issue \$44,000,000 in bonds at interest rates within the legal limit with no funds for administrator salaries and an appointed Independent Citizens Oversight Committee to monitor all bond expenditures?				
BUTTE	11/8/2005	Durham Unified	Measure Q	Pass
For the abolishment of Trustee Areas in Durham Unified School District.				
CONTRA COSTA	3/8/2005	Acalanes Union High	Measure A	Pass (2/3 required)
To strengthen and restore classroom programs that provide local students with rigorous preparation in math, science, writing, history, computers, music, art and other subjects and address the negative impact of state budget cuts, shall the Acalanes Union High School District be authorized to replace its existing parcel tax with a new qualified special tax costing \$189 per taxable parcel on July 1, 2005, for six years, offering a senior exemption and with expenditures monitored by a citizens' oversight committee?				
CONTRA COSTA	3/8/2005	Walnut Creek Elementary	Measure B	Pass (2/3 required)
To improve student reading, writing, math, and science skills by recruiting and retaining highly qualified teachers and staff, restore programs and positions lost due to budget cuts, and benefit local schools, shall the John Swett Unified School District levy an annual special tax of \$70 per residential parcel and a tax on commercial property in the amounts described in the voter pamphlet, for 5 years, with annual audits, independent oversight, and an exemption for homeowners 65 or older?				
CONTRA COSTA	6/7/2005	John Swett Unified	Measure C	Fail (2/3 required)
To improve student reading, writing, math, and science skills by recruiting and retaining highly qualified teachers and staff, restore programs and positions lost due to budget cuts, and benefit local schools, shall the John Swett Unified School District levy an annual special tax of \$70 per residential parcel and a tax on commercial property in the amounts described in the voter pamphlet, for 5 years, with annual audits, independent oversight, and an exemption for homeowners 65 or older?				
CONTRA COSTA	11/8/2005	West Contra Costa Unified	Measure J	Pass (55% required)
To continue repairing all school facilities, improve classroom safety and technology, and relieve overcrowding shall the West Contra Costa Unified School District issue \$400 million in bonds at legal interest rates, with annual audits and a citizen oversight committee to monitor that funds are spent accordingly, and upon receipt of a waiver of the District's statutory debt limit from the State Board of Education, if required?				
EL DORADO	3/8/2005	Tahoe-Truckee Unified	Measure A	Pass (2/3 required)
Shall Tahoe-Truckee Unified School District continue to collect \$98/year per taxable parcel for seven years, with citizen oversight and exemptions for taxpayers aged 65 and older for classroom supplies, materials, lower 4th - 8th grade class size, increased core academic class offerings in middle and high schools, vocational education, music, computers, technology support, physical education, playground and field maintenance, nursing, bus replacement fund, elementary school counseling and librarians?				
EL DORADO	11/8/2005	Latrobe Elementary	Measure U	Fail (55% required)

TABLE 1.2 TEXT FOR SCHOOL DISTRICT BALLOT MEASURES BY COUNTY, 2005

To improve the quality of education, shall the Latrobe School District be authorized to upgrade Latrobe and Miller's Hill Schools by improving health, safety and handicapped access as required by state law, provide student access to computers and modern technology, improve playfields for students and community use and provide a cafeteria/multipurpose room at Latrobe School, by issuing \$4,300,000 in bonds, within legal limits, with citizens' oversight committee, audits, and NO money for administrator salaries?

FRESNO 11/8/2005 Kingsburg Joint Union High Measure K Pass (2/3 required)

To raise money for improvement projects at Kingsburg High School, including Football Bowl upgrades and improvements; Old Gym upgrades and improvements; added parking; landscape beautification; softball field upgrades and improvements, upgrades and improvements on other athletic fields; and Little Theater upgrades and improvements, shall Kingsburg Joint Union High School District issue and sell up to \$7,000,000 of bonds at not to exceed the maximum legal interest rate?

FRESNO 11/8/2005 West Hills Community College Measure B Fail (55% required)

In order to meet the needs of student growth, expand campuses through construction of new buildings, provide continued access to education and technology, repair and upgrade existing facilities and furnish and equip buildings, shall the West Hills Community College District issue \$36,000,000 in bonds with an interest rate below the legal limit of repair, improvements, construction and acquisition of classrooms and facilities with citizen oversight, guaranteed annual audits and no money for administrators' salaries?

IMPERIAL 6/7/2005 Coachella Valley Unified Measure D Fail (2/3 required)

To improve student safety and relieve overcrowding, shall the Coachella Valley Unified School District construct schools, classrooms and schools facilities throughout the District, repair and update local schools including upgrading/installing fire safety equipment, plumbing/sewer/heating/ventilation systems and electrical wiring for technology, acquire school facilities currently leased, and qualify for State grants, by issuing \$250,000,000 in bonds at legal rates, with guaranteed annual independent financial audits, public oversight, and no money for administrators' salaries?

INYO 3/8/2005 Big Pine Unified Measure B Pass (2/3 required)

To improve the quality of education, shall the Big Pine Unified School District upgrade and modernize classrooms, replace roofs, improve health and safety, repair restrooms and plumbing, renovate electrical systems, improve student access to computers and technology, replace outdated portables with new classrooms, and qualify the District for over \$500,000 in State-matching grants by issuing \$2,200,000 in bonds at an interest rate not exceed 12%?

INYO 11/8/2005 Owens Valley Unified Measure A Pass (55% required)

To improve the quality of education, shall Owens Valley Unified School District upgrade and modernize old and outdated classrooms, replace deteriorating roofs, make health and safety improvements, upgrade inadequate electrical systems, improve student access to computers an modern technology, and construct a multipurpose room/cafeteria for school and community use by issuing \$2,600,000 in bonds at an interest rate not to exceed 12%, with a citizen's' oversight committee, financial and performance audits, and no money for administrator salaries?

KERN 11/8/2005 Beardsley Elementary Measure D Fail (2/3 required)

To repair and renovate classrooms and schools throughout the District, relieve student overcrowding by building new classrooms and make the District eligible for State matching funds, shall the Beardsley Elementary School District issue \$8 million of bonds at the lowest possible interest rates so long as spending is annually reviewed by an independent citizens' oversight committee, no money is used for administrative salaries and all funds are spent locally and not transferred to the State?

KERN 11/8/2005 Delano Joint Union High Measure C Pass (2/3 required)

To relieve student overcrowding by building new classrooms and facilities throughout the District and to make the District eligible for State matching funds, shall the Delano Joint Union High School District issue \$55 million of bonds at the lowest possible interest rates so long as spending is annually reviewed by an independent citizens' oversight committee, no money is used for administrative salaries and all funds are spent locally and not transferred to the State?

KERN 11/8/2005 El Tejon Unified Measure E Pass (55% required)

To relieve school overcrowding, improve school safety and provide facilities that best serve the students and community, shall the El Tejon Unified School District replace portable classrooms that are currently 57%, or 39 instructional classrooms, of the school district with equipped permanent classrooms, and build a multipurpose facility at Frazier Park Elementary School, construct and equip a new elementary school by issuing \$7.120 million of bonds at interest rates below the legal limit?

KERN 11/8/2005 Lost Hills Union Elementary Measure G Pass (55% required)

To improve the quality of education, repair and upgrade neighborhood schools, shall the Lost Hills Union Elementary School District construct, acquire, repair, furnish and equip classrooms, restrooms, sites and facilities, make health and safety improvements, upgrade plumbing, heating and cooling systems, and upgrade computer, electrical, and communication systems by issuing \$6,200,000 in bonds at legal interest rates, with guaranteed annual independent financial audits, citizen oversight, and no money for administrators' salaries?

KERN 11/8/2005 Elk Hills Elementary Recall 1 Pass

Shall Ken Rushing be recalled (removed) from the office of Governing Board Member?

KINGS 11/8/2005 Kingsburg Joint Union High Measure K Pass (55% required)

TABLE 1.2 TEXT FOR SCHOOL DISTRICT BALLOT MEASURES BY COUNTY, 2005

To raise money for improvement projects at Kingsburg High School, including Football Bowl upgrades and improvements; Old Gym upgrades and improvements; added parking; landscape beautification; softball field upgrades and improvements, upgrades and improvements on other athletic fields; and Little Theater upgrades and improvements, shall Kingsburg Joint Union High School District issue and sell up to \$7,000,000 of bonds at not to exceed the maximum legal interest rate?

KINGS 11/8/2005 Pioneer Union Elementary Measure P Pass (55% required)

To improve the quality of education and meet the increasing enrollment needs; shall the Pioneer Union School District construct a new elementary school and be authorized to upgrade and construct classrooms and labs, upgrade outdated sewer and plumbing, make health and safety improvement and qualify the District to receive State-matching funds by issuing \$7,500,000 in bonds with legal interest rates, no money for salaries, with review by the citizens' oversight committee?

KINGS 11/8/2005 West Hills Community College Measure B Fail (55% required)

In order to meet the needs of student growth, expand campuses through construction of new buildings, provide continued access to education and technology, repair and upgrade existing facilities and furnish and equip buildings, shall the West Hills Community College District issue \$36,000,000 in bonds with an interest rate below the legal limit for repair, improvement, construction and acquisition of classrooms and facilities with citizen oversight, guaranteed annual audits and no money for administrators' salaries?

LOS ANGELES 3/8/2005 Little Lake City Elementary Measure A Fail (2/3 required)

To attract and retain experienced, qualified teachers, support small class sizes, maintain health services to students, and maintain safe, clean campuses, shall Little Lake City Elementary School District annually collect a \$145/taxable parcel tax for seven years, with all funds staying in local schools, independent community oversight of all expenditures, exemptions for those 65 years and older, an annual cost of living adjustment and no funds for administrators' salaries?

LOS ANGELES 3/8/2005 Lowell Joint Elementary Measure B Fail (2/3 required)

To maintain quality educational programs and classroom instruction, to prevent significant increases in class size, to avoid reductions in teaching positions, to attract and retain the best teachers and employees, and to support educational programs that enhance student achievement, shall the Lowell Joint School District be authorized to levy a special tax of \$95 on each parcel of land within the District each year for eight years with an exemption opportunity for seniors?

LOS ANGELES 11/8/2005 Glendora Unified Measure G Pass (55% required)

Shall Glendora Unified School District upgrade, repair and improve classrooms and school facilities including upgrading aging heating/ventilation/air-conditioning systems, upgrading electrical power/ wiring for technology in classrooms, repair/ replace aging roofs, restrooms, install fire alarms, bring school facilities into compliance with current building safety/health codes, by issuing \$41,310,000 of bonds at interest rates within legal limits, qualify for \$12 million in state grants with annual audits and citizen oversight?

LOS ANGELES 11/8/2005 Los Angeles Unified Measure Y Pass (55% required)

To reduce overcrowding and improve learning, shall the Los Angeles Unified School District: continue repair/upgrade of aging/deteriorating classrooms, restrooms; build up-to-date, energy efficient neighborhood schools; early childhood education centers; upgrade fire/earthquake safety, emergency response equipment; purchase library books; upgrade computer technology; eliminate asbestos, lead paint hazards by issuing \$3.985 billion in bonds, at legal interest rates; with guaranteed annual financial/performance audits, citizens' oversight, no money for administrators' salaries?

LOS ANGELES 11/8/2005 Palos Verdes Peninsula Unified Measure R Pass (55% required)

To complete the next phase of school renovations, qualify for over \$11,000,000 in state matching funds and improve safety and educational opportunities by replacing aging sewer/water lines, improving fire alarms, upgrading heating/ventilation, replacing 30-year old portables, building classrooms to accommodate growth, improving seismic safety and completing projects detailed in the core academic school facilities plan, shall Palos Verdes Peninsula Unified School District issue \$30,000,000 in bonds, at legal interest rates, with mandatory audits and independent citizen oversight?

LOS ANGELES 11/8/2005 Palos Verdes Peninsula Unified Measure S Pass (55% required)

Shall Palos Verdes Peninsula Unified School District issue \$10,000,000 in bonds at legal interest rates to improve school grounds and facilities including replacing deteriorating school fencing to establish a safe school perimeter, renovating playfields and play courts, repairing unsafe bleachers, replacing aging gym floors that can no longer be resurfaced, adding physical education facilities to accommodate growing enrollment and completing other projects in the co-curricular school facilities plan with mandatory audits and independent citizen oversight?

LOS ANGELES 11/8/2005 Torrance Unified Measure X Fail

Shall the merit (civil service) system for school employees not requiring certification qualifications, as provided for in Article 6 (commencing with Section 45240 of Chapter 5 of Part 25 of Division 3 of Title 2 of the Education Code of the State of California), and which has been in operation for at least five years, be terminated by the Torrance Unified School District of Los Angeles County on May 7, 2006.

MADERA 11/8/2005 Chawanakee Jt. Elementary Measure Q Pass (55% required)

To improve the quality of education and ensure local control of our schools, shall the Chawanakee Unified School District be authorized to construct a new comprehensive high school to provide students with modern classrooms and school facilities comparable to neighboring schools, reduce parent and student travel, and make the District eligible for up to \$26,000,000 in State grants by issuing \$9,000,000 in bonds within legal interest rates, with citizens' oversight, annual audits, and NO money for administrator salaries?

MADERA 11/8/2005 West Hills Community College Measure B Fail (55% required)

TABLE 1.2 TEXT FOR SCHOOL DISTRICT BALLOT MEASURES BY COUNTY, 2005

In order to meet the needs of student growth, expand campuses through construction of new buildings, provide continued access to education and technology, repair and upgrade existing facilities and furnish and equip buildings, shall the West Hills Community College District issue \$36,000,000 in bonds with an interest rate below the legal limit for repair, improvement, construction and acquisition of classrooms and facilities with citizen oversight, guaranteed annual audits and no money for administrators' salaries?

MADERA 11/8/2005 Yosemite/Coarsegold Joint Unified-Proposed Measure P Pass
 Shall Yosemite Joint Union High School District and Coarsegold Union School District be reorganized to form a new unified school district?

MARIN 3/7/2005 Larkspur Elementary Measure B Pass (2/3 required)
 To maintain the high quality of public education in Corte Madera and Larkspur by providing continued support for small class sizes, exceptional instructional programs, and highly qualified staff for a growing student population, shall the Larkspur School District be authorized to renew a parcel tax commencing July 1, 2005 for a maximum of six years at the rate of \$289.00 per parcel per year with a 5% annual adjustment and an exemption for property owners 65 and older?

MARIN 3/7/2005 Novato Unified Measure A Pass (2/3 required)
 To reduce the impact of unprecedented school funding cuts and protect quality education in Novato's schools by preserving essential educational programs; maintaining small class sizes in math, science, English and elementary grades; retaining teachers and avoiding extensive layoffs; and keeping school libraries open shall Novato Unified School District extend its expiring school parcel tax for six years at \$155 per parcel, with an exemption for seniors, no money for administrator salaries, and all money benefiting Novato schools?

MARIN 3/7/2005 Ross Elementary Measure C Fail (2/3 required)
 To enhance the educational environment and improve safety for students, staff and the community through the reconstruction of deteriorated elementary classrooms, library and facilities (most over 60 years old); to rectify substandard heating, ventilation, plumbing, roofing and electrical systems; to comply with current earthquake and flood safety codes; and to improve energy-efficiency; shall Ross Elementary School District issue \$19 million of bonds at legal interest rates, with a Citizen's Oversight Committee to monitor bond expenditures and audits?

MARIN 3/7/2005 Ross Valley Elementary Measure E Pass (2/3 required)
 To maintain the high quality of education in Ross Valley Schools (with reduced class sizes and high student achievement) and to protect the quality of life and property values in our community, should the existing special tax for Ross Valley elementary and middle schools (12% of the District Budget) be continued for an additional eight years with audit and accountability measures and with an exemption for parcels owned and occupied by persons 65 and older?

MARIN 8/30/2005 San Rafael City Elementary Measure B Pass (2/3 required)
 To maintain and improve quality K-8 education, improve reading and mathematics programs, enhance technology and science programs, preserve small class sizes, and attract and retain quality teachers and staff, shall the San Rafael Elementary School District continue the current parcel tax with a levy of \$144.76 per developed or undeveloped parcel beginning 7/1/06 for eight years with subsequent 5% annual cost of living adjustment and including exemptions for those 65 and older and annual citizen oversight?

MARIN 8/30/2005 San Rafael City High Measure A Pass (2/3 required)
 To maintain and improve quality education at San Rafael and Terra Linda High Schools, improve reading and mathematic, technology and science programs, preserve small class sizes, and attract and retain quality teachers, shall San Rafael High School District continue the current parcel tax with a levy of \$98.90 per developed or undeveloped parcel beginning 7/1/06 for eight years with subsequent 5% annual cost of living adjustment and including exemptions for those 65 and older and annual citizen oversight?

MARIN 11/8/2005 Reed Union Elementary Measure B Pass (55% required)
 To complete the Facility Master Plan that resulted in successfully rebuilding our schools, on budget and carefully monitored, shall Reed Union School District issue \$13 million of bonds to complete the last set of improvements: upgrade science classrooms; renovate athletic fields for a safer environment; improve technology communication systems; build a middle school gymnasium; remove remaining dry rot; complete site access and landscaping plans and finish all necessary work related to the Facility Master Plan?

MARIPOSA 11/8/2005 Yosemite/Coarsegold Joint Unified-Proposed Measure P Pass
 Should the Yosemite Joint Union High School District and the Coarsegold Union School District be reorganized to form a new unified school district?

MENDOCINO 11/8/2005 Ukiah Unified Measure U Pass (2/3 required)
 To repair and renovate Ukiah High School, including projects such as modernizing ventilation and heating systems; replacing deteriorating plumbing; upgrading electrical systems; installing data networks; upgrading science, library, music, and theater classrooms; replace aging roofs; and to qualify for up to \$7,000,000 in State matching grants; shall the Ukiah Unified School District be authorized to issue \$43 million in bonds at interest rates within the legal limit, to finance improvement, acquisition and construction of school facilities and grounds.

MERCED 11/8/2005 Livingston Union Elementary Measure B Pass (55% required)
 To relieve severe overcrowding by building a new elementary school; and to preserve class size reduction, technology programs, library services, after school programs; and other programs contributing to students' academic achievements; to repair, replace, upgrade school facilities; and to qualify for state matching funds, shall the Livingston Union School District issue \$10,000,000 of general obligation bonds at interest rates within legal limits, with an independent oversight committee and no money for administrators' salaries?

MONTEREY 11/8/2005 Carmel Unified Measure A Pass

TABLE 1.2 TEXT FOR SCHOOL DISTRICT BALLOT MEASURES BY COUNTY, 2005

To continue the renovation and modernization of its schools to enhance student learning and safety by building, renovating and acquiring school buildings, classrooms and facilities, shall the Carmel Unified School District issue \$21,500,000 of bonds at legal interest rates, appoint a Citizens Oversight Committee, and perform annual audits with no bond money to be used for administrative salaries?

MONTEREY 11/8/2005 West Hills Community College Measure B Fail
In order to meet the needs of student growth, expand campuses through construction of new buildings, provide continued access to education and technology, repair and upgrade existing facilities and furnish and equip buildings, shall the West Hills Community College District issue \$36,000,000 in bonds with an interest rate below the legal limit for repair, improvement, construction and acquisition of classrooms and facilities with citizen oversight, guaranteed annual audits and no money for administrators' salaries?

NAPA 11/8/2005 Howell Mountain Elementary Measure C Pass (55% required)
To improve the quality of education, shall the Howell Mountain Elementary School District be authorized to replace outdated plumbing and water systems, upgrade inadequate plumbing and water systems, upgrade inadequate electrical systems to improve energy efficiency and increase student access to computers and modern technology, make health and safety improvements, modernize outdated classrooms, and upgrade old restrooms by issuing \$2,900,000 in bonds, within legal interest rates, with annual audits, a citizens' oversight committee and NO money for administrators' salaries?

NEVADA 3/8/2005 Tahoe-Truckee Unified Measure A Pass (2/3 required)
Shall Tahoe Truckee Unified School District continue to collect \$98/year per taxable parcel for seven years, with citizen oversight and exemptions for taxpayers aged 65 and older for classroom supplies, materials, lower 4th - 8th grade class size, increased core academic class offerings in middle and high schools, vocational education, music, computers, technology support, physical education, playground and field maintenance, nursing, bus replacement fund, elementary school counseling and librarians?

ORANGE 3/8/2005 Lowell Joint Elementary Measure B Fail (2/3 required)
To maintain quality educational programs and classroom instruction, to prevent significant increases in class size, to avoid reeducation in teaching positions, to attract and retain the best teachers and employees, and to support educational programs that enhance student achievement, shall the Lowell Joint School District be authorized to levy a special tax of \$95 on each parcel of land within the District each year for eight years with an exemption opportunity to seniors?

ORANGE 11/8/2005 Newport-Mesa Unified Measure F Pass (55% required)
To increase access to educational opportunities for all students, provide facilities to meet current state educational requirements and improve student safety by completing specific projects throughout the school district, shall Newport-Mesa Unified School District issue \$282 million in bonds, at legal interest rates, with new bonds being issued only if projected annual tax rates do not exceed those being paid today by local taxpayers, guaranteed independent annual audits, a Citizens' Oversight Committee and no funds for administrator salaries?

PLACER 3/8/2005 Tahoe-Truckee Unified Measure A Pass (2/3 required)
Shall Tahoe Truckee Unified School District continue to collect \$98/year per taxable parcel for seven years, with citizen oversight and exemptions for taxpayers aged 65 and older for classroom supplies, materials, lower 4th - 8th grade class size, increased core academic class offerings in middle and high schools, vocational education, music, computers, technology support, physical education, playground and field maintenance, nursing, bus replacement fund, elementary school counseling and librarians?

PLACER 6/7/2005 Placer Hills Union Elementary Measure D Fail (2/3 required)
To ensure reliable funding for our schools, provide programs to aid students with their reading skills, preserve small class sizes, maintain academic excellence in math, science, library and music programs, retain qualified teachers, provide students with computer literacy skills, shall the Placer Hills Union School District levy a parcel tax of \$48 for four years with annual audits and public review with no money for administrative salaries?

PLACER 11/8/2005 Center Joint Unified Recall 1 Pass
Shall Board Member to succeed Teri Ferguson?

PLACER 11/8/2005 Center Joint Unified Recall 2 Pass
Shall board member Scott Rodowick be recalled from office?

RIVERSIDE 6/7/2005 Coachella Valley Unified Measure D Pass (2/3 required)
To improve student safety and relieve overcrowding, shall the Coachella Valley Unified School District construct schools, classrooms and schools facilities throughout the District, repair and update local schools including upgrading/installing fire safety equipment, plumbing/sewer/heating/ventilation systems and electrical wiring for technology, acquire school facilities currently leased, and qualify for State grants, by issuing \$250,000,000 in bonds at legal rates, with guaranteed annual independent financial audits, public oversight, and no money for administrators' salaries?

RIVERSIDE 11/8/2005 Jurupa Unified Measure E Fail
Shall trustee areas be abolished in the Jurupa Unified School District, County of Riverside?

SACRAMENTO 11/8/2005 Center Joint Unified Recall 1 Pass
Shall Scott Rodowick be recalled (removed) from the office of Governing Board Member?

SACRAMENTO 11/8/2005 Center Joint Unified Recall 2 Pass
Shall Teri Ferguson be recalled (removed) from the office of Governing Board Member?

TABLE 1.2 TEXT FOR SCHOOL DISTRICT BALLOT MEASURES BY COUNTY, 2005

SACRAMENTO	11/8/2005	Galt Joint Union High	Measure B	Pass (2/3 required)
To build a new high school to address severe overcrowding at Galt High School, shall the Galt Joint Union High School District be authorized to construct school classrooms and facilities and issue \$29,200,000 in bonds at interest rates within the legal limit with an Independent Citizens Oversight Committee appointed to monitor the way all bond funds are spent?				
SAN BENITO	11/8/2005	West Hills Community College	Measure B	Fail (55% required)
In order to meet the needs of student growth, expand campuses through construction of new buildings, provide continued access to education and technology, repair and upgrade existing facilities and furnish and equip buildings, shall the West Hills Community College District issue \$36,000,000 in bonds with an interest rate below the legal limit of repair, improvements, construction and acquisition of classrooms and facilities with citizen oversight, guaranteed annual audits and no money for administrators' salaries?				
SAN BERNARDINO	6/7/2005	Palo Verde Community College	Measure K	Pass (2/3 required)
To provide the Needles community with a permanent college facility for programs preparing local students for jobs and four year colleges, shall Palo Verde Community College District be authorized to finance construction, reconstruction and development of a college center/building including acquisition of real property, by issuing \$6,000,000 in bonds of School Facilities Improvement District No. 2004-1 of the Palo Verde Community College District at legal interest rates, with guaranteed annual audits, citizen's oversight committee, and no money for administrator salaries?				
SAN BERNARDINO	11/8/2005	Morongo Unified	Measure O	Pass (55% required)
To repair/renovate each school of the Morongo Unified School District, improve student safety and relieve overcrowding by: Repairing deteriorating/aging classrooms, restrooms, plumbing, electrical systems and other facilities; Making safety improvements for fire/health emergencies and security upgrades; Renovating classrooms, science and computer labs and technology centers; Build and make improvements to school facilities; Shall Morongo Unified School District issue \$48,150,000 in bonds at legal interest rates, with citizen's oversight, annual audits and no money for administrator safety?				
SAN DIEGO	11/8/2005	Bonsall Union Elementary	Measure C	Pass (55% required)
To improve the quality of education and provide similar schools and technology to all our students, shall Bonsall Union School District be authorized to replace and upgrade school facilities including classrooms, restrooms, and electrical, HVAC, plumbing and sewer systems; improve student access to computers and modern technology; and make the District eligible for \$3,700,000 in State funds by issuing \$17,000,000 in bonds at legal rates, with annual audits, a citizens' oversight committee and NO money for administrators' salaries?				
SAN FRANCISCO	11/8/2005	San Francisco Community College	Measure A	Pass (55% required)
Shall San Francisco Community College District (City College) increase opportunities and improve conditions at its campuses throughout San Francisco by issuing \$246,300,000 in Phase II bonds at legal interest rates to pay for capital improvements including increasing student access to advanced computer technology and bio/stem cell technology, renovating classrooms, building new facilities for upper division classes, neighborhood classes and the performing arts, with annual audits, citizens' oversight and no spending for college administrators' salaries?				
SAN JOAQUIN	11/8/2005	Galt Joint Union High	Measure B	Fail (2/3 required)
To build a new high school to address severe overcrowding at Galt High School, shall the Galt Joint Union High School District be authorized to construct school classrooms and facilities and issue \$29,200,000 in bonds at interest rates within the legal limit with an Independent Citizens Oversight Committee appointed to monitor the way all bond funds are spent?				
SAN JOAQUIN	11/8/2005	Stockton Unified	Measure C	Pass (55% required)
To relieve overcrowding by building new schools and classrooms; reconfiguring schools to improve educational opportunities, student achievement and safety; repairing, replacing or upgrading fire alarm systems, leaky roofs, electrical systems, deteriorating school facilities, and damage caused by dry rot and termites; removing asbestos and other hazardous materials; and obtaining state matching funds; shall the Stockton Unified School District issue \$120 million in general obligation bonds at legal rates with independent citizen oversight and no money for administrators?				
SAN MATEO	3/8/2005	Brisbane Elementary	Measure U	Pass (2/3 required)
Shall the Brisbane School District replace its current parcel tax by levying a special tax of not more than \$96 annually per parcel to provide reading, music, and art teachers; and if funds allow, to lower class size and purchase library and instructional resources; provided that senior citizens be eligible for exemption? Shall the District's appropriation limit be raised from 7/1/2006 to 6/30/2011 in an amount equal to the levy of said tax each year?				
SAN MATEO	5/3/2005	Redwood City Elementary	Measure V	Fail (2/3 required)
In order to maintain and improve quality educational programs; attract and retain quality teachers; maintain library programs; improve math and science programs; maintain music classes; preserve small class size; and provide special needs programs; shall the Redwood City School District levy a parcel tax for 5 years on commercial/industrial property square footage; and on residences of \$85 per parcel with an exemption for seniors 65 years and older, with mandatory citizen oversight?				
SAN MATEO	11/8/2005	Belmont-Redwood Shores Elementary	Measure C	Pass (55% required)
To relieve overcrowding at Sandpiper Elementary School and allow every local child to attend a neighborhood elementary school, shall Redwood School Facilities Improvement District of the Belmont-Redwood School District issue \$25,000,000 in bonds at legal rates, to acquire and improve land, acquire, construct and equip				

TABLE 1.2 TEXT FOR SCHOOL DISTRICT BALLOT MEASURES BY COUNTY, 2005

classrooms, school facilities, labs and libraries, with guaranteed citizen oversight, annual public audits and with all funds spent within Redwood Shores School Facilities Improvement District?

SAN MATEO 11/8/2005 La Honda-Pescadero Unified Measure B Pass (2/3 required)
To improve student achievement and academic performance; to attract and retain highly qualified teachers; and to improve library services, shall the La Honda-Pescadero Unified School District levy \$100 per year taxable parcel for seven years, with certain exemptions for contiguous parcels owned by persons 65 years and older, with funds staying in local schools, and with independent community review of all expenditures?

SAN MATEO 11/8/2005 San Carlos Elementary Measure E Pass (55% required)
In order to make specific repairs and improvements at each of the San Carlos School District's six school campuses, including classroom renovation, repair and upgrade of roofs, electrical, plumbing, heating, sewers, and other major systems, and construction of new classrooms at Tierra Linda Campus, all as specified in the District's Bond Project List, shall the District issue \$38 million in bonds at interest rates within legal limits, and establish Citizens' Oversight Committee to monitor all expenditures?

SAN MATEO 11/8/2005 San Mateo Community College Measure A Pass (55% required)
To prepare College of San Mateo, Canada College, and Skyline College students for universities and high demand jobs; upgrade nursing, health career, science, computer, and biotechnology labs; improve accessibility for disabled students; make earthquake safety improvements; repair/modernize libraries, classrooms, and aging facilities; and other projects in the Bond Project List, shall San Mateo County Community College District be authorized to issue \$468,000,000 in bonds at interest rates within legal limits and with oversight by an Citizens' Advisory Committee?

SAN MATEO 11/8/2005 Woodside Elementary Measure D Pass (55% required)
To improve, renovate and modernize Woodside School, including replacing obsolete temporary structures with permanent classrooms and restrooms meeting seismic safety requirements and enhancing student safety, improving handicap accessibility, modernizing technology infrastructure throughout, reclaiming open space, and making other improvements in the Bond Project List, shall the Woodside Elementary School District issue \$12 million in bonds at interest rates within legal limits, subject to accountability measures including a Citizen's Oversight Committee to monitor expenditures and review independent audits?

SANTA CLARA 3/8/2005 Milpitas Unified Measure A Fail (2/3 required)
To attract and retain qualified teachers, maintain instructors and equipment for science and technology education, keep small class sizes in grades K-3 and 9th grade English and math, and maintain quality programs in neighborhood schools; shall Milpitas Unified School District levy an annual tax of \$140 per parcel for 5 years only, with annual audits, independent citizens oversight, no money for administrator salaries, an exemption for senior citizens age 65 or older, and all money benefiting local schools?

SANTA CLARA 6/7/2005 Palo Alto Unified Measure A Pass (2/3 required)
To preserve small class size; maintain educational programs that enhance student achievement; and restore some essential educational programs--including elementary literacy, math, and art support, and middle and high school class offerings--shall the Palo Alto Unified School District replace its current parcel tax with a \$493 yearly assessment for six years with an optional exemption for senior citizens and an independent oversight committee?

SANTA CRUZ 11/8/2005 Santa Cruz City Elementary Measure B Pass (2/3 required)
Elementary School Funding Renewal. To provide continued funding to retain quality teachers, art and music programs, credentialed librarians and counselors for at-risk youth and students with academic needs, shall the Elementary District of Santa Cruz City Schools renew without increase its existing assessment of \$70/year per parcel for seven years, beginning July 1, 2006, exempting parcels owned/occupied by seniors (65+), with independent community oversight and accountability to ensure funds are used only to improve student learning?

SANTA CRUZ 11/8/2005 Santa Cruz City High Measure A Pass (2/3 required)
High School Funding Renewal. To provide continued funding to retain quality teachers, credentialed librarians, academic and career counseling programs, and counselors for at-risk youth, shall the High School District of the Santa Cruz City Schools renew without increase its existing assessment of \$28/year per parcel for seven years, beginning July 1, 2006, exempting parcels owned/occupied by seniors (65+), with independent community oversight and accountability to ensure funds are used only to improve student learning?

SHASTA 11/8/2005 Siskiyou Joint Community College Measure A Pass (55% required)
To train and prepare students for jobs, careers and transfer to four-year universities, expand nursing, medical training, fire science and technology skills programs: Build/renovate libraries, classrooms for healthcare, science, computer/job training programs; Acquire, construct, modernize and equip facilities; Repair, upgrade deteriorating classrooms, restrooms, plumbing, electrical systems; Shall Siskiyou Joint Community College District qualify for State matching funds, and issue \$31,400,000 in bonds, at legal rates, with citizen oversight, annual audits and no money for administrators' salaries?

SIERRA 11/8/2005 Sierra Measure A Pass
Shall the Sierra County Transient Occupancy Tax be applied to federally owned campgrounds and other properties that are occupied for transient lodging, as provided for in Sierra County Ordinance 967?

SISKIYOU 11/8/2005 Siskiyou Joint Community College Measure A Pass (55% required)
To train and prepare students for jobs, careers and transfer to four year universities, expand nursing, medical training, fire science and technology skill programs: (1) Build/renovate libraries, classrooms for healthcare, science, computer/job training programs; (2) Acquire construct, modernize and equip facilities; (3) Repair,

TABLE 1.2 TEXT FOR SCHOOL DISTRICT BALLOT MEASURES BY COUNTY, 2005

upgrade deteriorating classrooms, restrooms, plumbing, electrical systems, shall Siskiyou Joint Community College District qualify for State matching funds, and issue \$31,400,000 in bonds, at legal rates, with citizen oversight, annual audits and no money for administrators' salaries?

SOLANO 11/8/2005 Vacaville Unified Measure F Pass
For the abolition of trustee areas in the Vacaville Unified School District.

SONOMA 3/8/2005 Cotati-Rohnert Park Unified Measure A Fail (2/3 required)
Quality Public Education Preservation Act of 2005. To maintain and improve high quality local education by: Attracting and retaining quality teachers and staff; enhancing literacy and reading instruction; improving science and math programs; maintaining library services, shall Cotati-Rohnert Park Unified School District levy an annual parcel tax of \$97.00 for 4 years only, with independent community fiscal oversight, annual audits, exemptions for seniors, and no funds used for administrator salaries?

SONOMA 3/8/2005 Forestville Union Elementary Measure C Fail (2/3 required)
To provide funds to reduce class size, restore classroom music and art instruction, and provide counseling and student support services, shall the Forestville Union School District be authorized to renew and increase its existing qualified special tax at a cost of \$76.34 per parcel for eight years beginning July 1, 2005, with annual audits and exemption for parcels owned and occupied by persons 65 years of age or more?

SONOMA 3/8/2005 Gravenstein Union Elementary Measure D Fail (2/3 required)
To continue to provide our students with courses in music and art, technology, foreign language instruction, and library services, all essential for student growth and development, shall the Gravenstein Union School District be authorized to replace and extend its existing parcel tax of \$36 per year with an annual parcel tax of \$52 for eight years, beginning July 1, 2005, with annual audits an exemption for parcels owned and occupied by persons 65 years of age or more?

SONOMA 3/8/2005 Harmony Union Elementary Measure E Fail (2/3 required)
To preserve a high quality education in our local school which supports every child by sustaining appropriate class sizes, library services, technology and the arts, shall the Harmony Union School District be authorized to levy an annual parcel tax of \$52 for eight years, beginning July 1, 2005, with annual audits and an exemption for parcels owned and occupied by persons 65 years of age or more?

SONOMA 3/8/2005 Oak Union Union Elementary Measure F Fail (2/3 required)
To continue to provide our students with courses in art, music, drama, and foreign language, all essential for student growth and development, shall the Oak Grove Union School District by authorized to levy an annual parcel tax of \$52 for eight years, beginning July 1, 2005, exempting parcels owned and occupied by persons 65 years or more?

SONOMA 3/8/2005 Old Adobe Union Elementary Measure G Fail (2/3 required)
To keep school libraries open, to restore programs for struggling readers, to restore an enriching music program, and to support small class sizes, shall the Old Adobe Union School District be authorized to levy an annual parcel tax of \$75 for four years, beginning July 1, 2005, with public review by a citizens' oversight committee, offering exemption to parcels owned and occupied by persons 65 years of age or more?

SONOMA 3/8/2005 Piner-Olivet Union Elementary Measure H Fail (2/3 required)
In order to retain our award winning music program, keep all four school libraries open, maintain and improve the instructional assistant programs and strengthen the computer technology programs shall the Piner-Olivet Union School District be authorized to levy an annual tax of \$72 per taxable parcel for six years only, beginning July 1, 2005, with annual audits and a complete exemption for parcels owned and occupied by persons 65 years of age or over?

SONOMA 3/8/2005 Sebastopol Union Elementary Measure I Pass (2/3 required)
To provide funds to restore educational programs including reading assistance for all students, vocal and instrumental music, library services, art, computer technology and to maintain student counseling services, shall the Sebastopol Union School District be authorized to renew and increase its existing qualified special tax at a cost of \$52.00 per parcel for eight years beginning July 1, 2005, with annual audits and exemption for parcels owned and occupied by persons 65 years or over?

SONOMA 3/8/2005 Twin Hills Union Elementary Measure J Fail (2/3 required)
To continue to provide our students with courses in the arts and music, as well as technology instruction and instructional materials, all essential for student growth and development, shall the Twin Hills Union School District be authorized an annual parcel tax of \$52 for eight years, beginning July 1, 2005, with annual audits and an exemption for parcels owned and occupied by persons 65 years of age or more?

SONOMA 3/8/2005 West Sonoma County Union Measure B Fail (2/3 required)
To provide funds to reduce class sizes, restore electives, and increase funding for technology, crisis counseling, libraries and school safety; restore funding for equipment and materials for fine and performing arts and sciences, shall West Sonoma County Union High School District be authorized to renew and increase its existing qualified special tax at a cost of \$26.00 per parcel for eight years beginning July 1, 2005, with annual audits and exemption for parcels owned and occupied by persons 65 years or over?

SONOMA 6/7/2005 Harmony Union Elementary Measure L Pass (2/3 required)
To prevent elimination of library services, technology, music and the arts, and to maintain adequate staffing, and to provide instructional assistance for math and reading, shall the Harmony Union School District be authorized to levy an annual parcel tax of \$52 for eight years, beginning July 1, 2005, with annual audits and an exemption for parcels owned and occupied by persons 65 years of age or more?

TABLE 1.2 TEXT FOR SCHOOL DISTRICT BALLOT MEASURES BY COUNTY, 2005

SONOMA	6/7/2005	West Sonoma County Union	Measure K	Pass (2/3 required)
To provide funds to reduce class sizes, restore electives, and increase funding for technology, crisis counseling, libraries and school safety, shall West Sonoma County Union High School District be authorized to renew and increase its existing qualified special tax at a cost of \$26.00 per parcel for eight years beginning July 1, 2005, with annual audits and exemption for persons 65 years or over?				
STANISLAUS	3/8/2005	Keyes Union Elementary	Measure L	Pass (2/3 required)
To improve the quality of education shall Keyes Union School District acquire, construct and improve facilities including completing Sprating Middle School by building gymnasium and multipurpose buildings, modernizing Keyes Elementary by making needed plumbing and restroom renovations, upgrading playgrounds, improving health and safety, upgrading electrical systems to improves modern technology, and make the District eligible to receive over \$1,000,000 in State grants by issuing \$5,000,000 in bonds, within legal interest rates and NO money for salaries?				
STANISLAUS	11/8/2005	Newman-Crows Landing Unified	Measure O	Fail (55% required)
To improve student safety by repairing and renovating aging roofs, electrical and plumbing systems and other aging District infrastructure, and to ease student overcrowding by paying off an outstanding loan to complete construction, shall the Newman-Crows Landing Unified School District be authorized to issue \$1.5 million bonds at interest rates below the legal limit?				
STANISLAUS	11/8/2005	Riverbank Unified	Measure P	Pass (55% required)
To improve the quality of education, shall the Riverbank Unified School District be authorized to renovate outdated restrooms and plumbing systems, make health and safety improvements, construct a new elementary school to relieve student overcrowding, modernize deteriorating classrooms and libraries, construct new science labs, and make the district eligible to receive \$5,800,000 in State-matching funds by issuing \$15,200,000 in bonds within legal interest rates, with annual audits, a citizens' oversight committee and NO money for administrators' salaries?				
SUTTER	1/25/2005	Yuba City Unified	Measure N	Fail (2/3 required)
Shall the Yuba City Unified School District Community Facilities District No. 1 be authorized to levy a special tax at the rate and apportioned as described in Resolution No. BR-0405-015 adopted by the governing Board of the Yuba City Unified School District on July 27, 2004, which resolution is Incorporated herein in by reference, within the territory identified on the map Entitled "Annexation Map No. 1 of Community Facilities District No. 1," Which map is attached as Exhibit B to Resolution No. BR-0405-024?				
TULARE	3/8/2005	Woodlake Union High	Measure B	Fail (2/3 required)
For all schools, to provide funds not otherwise available for the athletic facility improvements, repainting of the campus, fencing, irrigation and well improvements for the baseball field, salary and benefits of additional maintenance employees, shall the Woodlake Union High School District be authorized to collect an annual qualified special tax of \$50 per taxable parcel beginning July 1, 2005, for a period of seven years, and with all expenditures monitored by an independent oversight committee?				
TULARE	11/8/2005	Delano Joint Union High	Measure C	Pass (2/3 required)
To relieve student overcrowding by building new classrooms and facilities throughout the District and to make the District issue \$55 million of bonds at the lowest possible interest rates so long as spending is annually reviewed by an independent citizens' oversight committee, no money is used for administrative salaries and all funds are spent locally and not transferred to the State?				
TULARE	11/8/2005	Kings River Union Elementary	Measure E	Pass (55% required)
Shall the Kings River Union School District: Prepare for future growth and provide facilities that best serve the students and community by constructing and equipping a multipurpose building, or a science lab and/or library, and by issuing \$850,000 of bonds at interest rates below the legal limit?				
TULARE	11/8/2005	Kingsburg Joint Union High	Measure K	Fail (2/3 required)
To raise money for improvement projects at Kingsburg High School, including Football Bowl upgrades and improvements; Old Gym upgrades and improvements; added parking; landscape beautification, softball field upgrades and improvements, upgrades and improvements on other athletic fields; and Little Theater upgrades and improvements, shall Kingsburg Joint Union High School District issue and sell up to \$7,000,000 of bonds at not to exceed the maximum legal interest rate?				
TUOLUMNE	11/8/2005	Big Oak Flat-Groveland Unified	Measure M	Pass (55% required)
To improve the quality of education, shall the Big Oak Flat-Groveland Unified School District be authorized to upgrade and construct classrooms and labs, improve students access to computers and technology, upgrade outdated restrooms, sewer and plumbing systems, make health and safety improvements, renovate electrical systems, replace roofing, and become eligible to receive \$4,500,000 in State grants by issuing \$9,300,000 in bonds, within legal interest rates, with annual audits, a citizens' oversight committee and NO money for administrators' salaries?				
VENTURA	11/8/2005	El Tejon Unified	Measure E	Pass (55% required)
To relieve school overcrowding, improve school safety and provide facilities that best serve the students and community, shall the El Tejon Unified School District replace portable classrooms that are currently 57%, or 39 instructional class rooms, of the school district with equipped permanent classrooms, and build a multipurpose facility at Frazier Park Elementary School, construct and equip a new elementary school by issuing \$7.120 million of bonds at interest rates below the legal limit?				

TABLE 1.2 TEXT FOR SCHOOL DISTRICT BALLOT MEASURES BY COUNTY, 2005

TABLE 1.3 SUMMARY OF ELECTION OUTCOMES FOR SCHOOL DISTRICT BALLOT MEASURES BY TYPE* OF MEASURE AND COUNTY, 2005

	TAXES		BONDS		RECALL		ORDINANCE		ALL SCHOOL DISTRICT MEASURES		
	PASS	FAIL	PASS	FAIL	PASS	FAIL	PASS	FAIL	PASS	FAIL	TOTAL
Alameda	4	0	1	0					5	0	5
Butte							1	0	1	0	1
Contra Costa	2	1	1	0					3	1	4
El Dorado	1	0	0	1					1	1	2
Fresno			1	1					1	1	2
Imperial			2	0					2	0	2
Inyo			0	1					0	1	1
Kern			3	1	1	0			4	1	5
Kings			2	1					2	1	3
Los Angeles	0	2	4	0			0	1	4	3	7
Madera			1	1			1	0	2	1	3
Marin	5	0	1	1					6	1	7
Mariposa							1	0	1	0	1
Mendocino			1	0					1	0	1
Merced			1	0					1	0	1
Monterey			1	1					1	1	2
Napa			1	0					1	0	1
Nevada	1	0							1	0	1
Orange	0	1	1	0					1	1	2
Placer	1	1			2	0			3	1	4
Riverside			1	0			0	1	1	1	2
Sacramento			1	0	2	0			3	0	3
San Benito			0	1					0	1	1
San Bernardino			2	0					2	0	2
San Diego			1	0					1	0	1
San Francisco			1	0					1	0	1
San Joaquin			1	1					1	1	2
San Mateo	2	1	4	0					6	1	7
Santa Clara	1	1							1	1	2
Santa Cruz	2	0							2	0	2
Shasta			1	0					1	0	1
Siskiyou			1	0					1	0	1
Solano							1	0	1	0	1
Sonoma	3	9							3	9	12
Stanislaus			2	1					2	1	3
Sutter	0	1							0	1	1
Tuolumne			1	0					1	0	1
Tulare	0	1	2	1					2	2	4
Ventura			1	0					1	0	1
All Counties	22	18	40	12	5	0	4	2	71	32	103

Since the topic of all school district measures is Education, a table for school district measures by topic is not included.

PART 2
VOTE TOTALS TEXT FOR
SCHOOL DISTRICT OFFICE CANDIDATES

TABLE 2.1 VOTE TOTALS FOR SCHOOL DISTRICT BOARD CANDIDATES BY COUNTY AND ELECTION DATE, 2005

COUNTY	DATE	SCHOOL DISTRICT	DIS- TRICT/ SEAT	TERM OF OFFICE	CANDIDATE'S LAST NAME	CANDIDATE'S FIRST NAME	CANDIDATE'S BALLOT DESIGNATION	IN- CUM BENT	NUMBER OF CAN- DIDATES	VOTES FOR CAN- DIDATE	TOTAL VOTES CAST ¹	PER- CENT OF VOTE	ELECTED
ALAMEDA	11/8/2005	Hayward Unified		Full	Truehill	Myrna	Hayward Unified School Board Member	Yes	4	15,846	37,523	42.2%	Yes
					Frumkin, III	Paul	Incumbent	Yes	4	9,744	37,523	26.0%	Yes
					Horner	Chuck	Minister	No	4	7,984	37,523	21.3%	No
					Treskunoff	Roger	Retired	No	4	3,884	37,523	10.4%	No
ALPINE	No School District Contests												
AMADOR	No School District Contests												
BUTTE	No School District Contests												
CALAVERAS	No School District Contests												
COLUSA	No School District Contests												
CONTRA COSTA	11/8/2005	Oakley Union Elementary		Full	Winters	Lauri E.	Appointed Incumbent	Yes	4	2,613	9,749	26.8%	Yes
					Jordan	Mark S.	Incumbent	Yes	4	2,465	9,749	25.3%	Yes
					Kratina	Bob	Incumbent	Yes	4	2,374	9,749	24.4%	Yes
					Wallace	Vern	Mental Health Manager	No	4	2,220	9,749	22.8%	No
DEL NORTE	No School District Contests												
EL DORADO	11/8/2005	Lake Tahoe Unified		Full	Swanson	Angela	Parent, Educational Planner	No	4	2,943	8,759	33.6%	Yes
					David	Wendy L.	Incumbent	Yes	4	2,830	8,759	32.3%	Yes
					Nemes	John	Retired Teacher	No	4	2,484	8,759	28.4%	No
					Mayer	Rolf Hermann "Ralph"	Attorney at law	No	4	502	8,759	5.7%	No
EL DORADO	11/8/2005	Pioneer Union Elementary		Full	Ruiz	Anthony "Tony"	Retired probation Officer	No	4	904	3,288	27.5%	Yes
					Haeth	Daniel E.	Incumbent	Yes	4	874	3,288	26.6%	Yes
					Smith	Bob	Public Finance	No	4	815	3,288	24.8%	Yes
					Kelley	Mel	Retired	No	4	695	3,288	21.1%	No
		Placerville Union Elementary		Full	Scott	Penny	Incumbent	Yes	4	2,737	9,143	29.9%	Yes
					DiVittorio	Misty	Appointed Incumbent	Yes	4	2,607	9,143	28.5%	Yes
					Lyons	Robin	Account Clerk/Realtor	No	4	1,936	9,143	21.2%	Yes
					Tieney	Philip E.	Incumbent	Yes	4	1,863	9,143	20.4%	No
FRESNO	11/8/2005	Monson-Sultana Joint Union Elementary ²		Full	George	Bette J.	Incumbent	Yes	4	6	21	28.6%	Yes
					Quintana	Delbert	Mortgage Lender	No	4	6	21	28.6%	Yes
					Simmons	Lynn	Incumbent	Yes	4	5	21	23.8%	Yes
					Mittry	Richard	Incumbent	Yes	4	4	21	19.0%	No
		West Hills Community College ³	1	Full	Oxborrow	Nina D.	Incumbent	Yes	2	2,820	4,287	65.8%	Yes
					Jaurena	Micheal F.	Consultant	No	2	1,424	4,287	33.2%	No
GLENN	No School District Contests												

¹Write-in candidate votes, when reported by the county, have been included in the total votes cast. For these contests, the sum of the candidate votes is less than the total votes cast.

²Multiple county school district. Results for Tulare county are reported separately.

³Multiple county school district. Results for Kings, Madera, Monterey and San Benito counties are reported separately.

TABLE 2.1 VOTE TOTALS FOR SCHOOL DISTRICT BOARD CANDIDATES BY COUNTY AND ELECTION DATE, 2005

COUNTY	DATE	SCHOOL DISTRICT	DIS-TRICT/ SEAT	TERM OF OFFICE	CANDIDATE'S LAST NAME	CANDIDATE'S FIRST NAME	CANDIDATE'S BALLOT DESIGNATION	IN- CUM BENT	NUMBER OF CAN- DIDATES	VOTES FOR CAN- DIDATE	TOTAL VOTES CAST ¹	PER- CENT OF VOTE	ELECTED		
HUMBOLDT	11/8/2005	Arcata Elementary		Full	Wells	Mary	Incumbent, Administrator, HSU	Yes	4	2,226	7,201	30.9%	Yes		
					Steinberg	Steven J.	Professor	No	4	2,196	7,201	30.5%	Yes		
					Pajara	Elisabeth	Parent, Business owner	No	4	1,878	7,201	26.1%	Yes		
					Musgrave	Ed	Eligibility Worker	No	4	849	7,201	11.8%	No		
				Short	Clickner	Sarah	Retired Teacher	No	2	1,697	3,332	50.9%	Yes		
					Cunha	Mary Beth	Appointed Incumbent	Yes	2	1,606	3,332	48.2%	No		
					Big Lagoon Union Elementary	Full	Pentz	Leslie	Incumbent	Yes	7	107	510	21.0%	Yes
							Berry	Diane	Incumbent	Yes	7	103	510	20.2%	Yes
		Rigden	Tom	Incumbent, Builder			Yes	7	95	510	18.6%	Yes			
		Ferson	Susannah L.	Parent, Wildlife Biologist			No	7	70	510	13.7%	No			
		Chase	Michelle	Parent, Self Employed			No	7	54	510	10.6%	No			
		Paul	Judi M.	Office Manager			No	7	53	510	10.4%	No			
		Fairchild	Kathleen	HSU Graduate Student			No	7	28	510	5.5%	No			
		Short	Rigden	Mia Pehrson			Parent, Preschool Teacher	No	3	103	174	59.2%	Yes		
			Zendran	Marea	Parent, Community Health	No	3	59	174	33.9%	No				
			Blaine	Michael	No Ballot Designation	No	3	12	174	6.9%	No				
		Cuddeback Union Elementary	Full	MacMillan	Randy	Heavy Equipment Operator	No	6	152	658	23.1%	Yes			
				McClendon	Jeana Christina	Self Employed	No	6	124	658	18.8%	Yes			
				Kyber	Dawna M.	Homemaker, Business Consultant	No	6	123	658	18.7%	Yes			
				Ward, Jr.	Leonard	Parent, Business Manager	No	6	105	658	16.0%	No			
				Brownfield	Craig	Ice Cream Filler	No	6	81	658	12.3%	No			
				Stussi	Michael	Business Profession	No	6	72	658	10.9%	No			
		Cutten Elementary	Full	Gallagher	Tim	Incumbent	Yes	8	987	3,818	25.9%	Yes			
				Wright	Wendy	Incumbent	Yes	8	902	3,818	23.6%	Yes			
				Spinas	Richard	Contractor	No	8	600	3,818	15.7%	Yes			
				Replogle	Charmayne	Incumbent	Yes	8	457	3,818	12.0%	No			
				Nerat	Tina	Technology Consultant	No	8	293	3,818	7.7%	No			
				Powell	Sandy	Retail Store Owner	No	8	277	3,818	7.3%	No			
Sidebottom	Alicia			Business Owner	No	8	180	3,818	4.7%	No					
Phelps	Mark Y.			No Ballot Designation	No	8	121	3,818	3.2%	No					
Fortuna Union High	Full	Losey	Mike	Incumbent	Yes	7	3,044	10,943	27.8%	Yes					
		Whitehead	Eldon	High School Volunteer	No	7	2,329	10,943	21.3%	Yes					
		Nicholson	Cheryl L.	Public Agency Manager	No	7	1,566	10,943	14.3%	Yes					
		Hudson-Crim	Abigail	Social Worker	No	7	1,411	10,943	12.9%	No					
		Dyche	Norman	Retired Bio, Science	No	7	1,234	10,943	11.3%	No					
		Taylor	Rod	Realtor	No	7	668	10,943	6.1%	No					
		Wall	Robert	Land Use Planner	No	7	656	10,943	6.0%	No					
		Humboldt County Office of Education	6	Full	Ruff	Bill	Incumbent, Admin., Alder Bay Living Center	Yes	2	2,568	3,315	77.5%	Yes		
Trumbull	Sam				Construction, Insurance Sales	No	2	700	3,315	21.1%	No				

TABLE 2.1 VOTE TOTALS FOR SCHOOL DISTRICT BOARD CANDIDATES BY COUNTY AND ELECTION DATE, 2005

COUNTY	DATE	SCHOOL DISTRICT	DIS-TRICT/ SEAT	TERM OF OFFICE	CANDIDATE'S LAST NAME	CANDIDATE'S FIRST NAME	CANDIDATE'S BALLOT DESIGNATION	IN- CUM BENT	NUMBER OF CAN- DIDATES	VOTES FOR CAN- DIDATE	TOTAL VOTES CAST ¹	PER- CENT OF VOTE	ELECTED
HUMBOLDT (continued)	11/8/2005	Klamath-Trinity Joint Unified ⁴	1	Full	Fattig	Mary Ann	Business Owner, Consultant	No	2	583	1,076	54.2%	Yes
					Genoar	Gene	Data Systems Support	No	2	489	1,076	45.4%	No
			2	Short	Ogorman	Tom	Farmer	No	2	709	1,122	63.2%	Yes
					Swift	Michelle M.	Businesswoman	No	2	410	1,122	36.5%	No
			3	Full	Matilton	Ray	Internal Auditor	No	3	441	1,034	42.6%	Yes
					Pratt, Sr.	Daniel	Social Worker	No	3	299	1,034	28.9%	No
					Fletcher	Troy	No Ballot Designation	No	3	290	1,034	28.0%	No
			5	Full	Johnson	Penny M.	Appointed Incumbent	Yes	2	695	1,093	63.6%	Yes
					Saxon	Joshua W.	Tribal Management	No	2	396	1,093	36.2%	No
		Loleta Union Elementary		Full	Robinson	Tammy	Incumbent, Senior Legal Assistant	Yes	2	197	346	56.9%	Yes
			McNeill		Erin Roseberry	Parent, Teacher	No	2	148	346	42.8%	No	
		Maple Creek Unified		Full	Garcia	Jan Adelson	Retired Physician	No	3	20	42	47.6%	Yes
			Coglaiti		Joe	Retired	No	3	18	42	42.9%	Yes	
			Gilbert		Michelle M.	Incumbent	Yes	3	4	42	9.5%	No	
		McKinleyville Union Elementary		Full	Kelly	Barbara J.	Children's Book Author	No	4	2,115	7,813	27.1%	Yes
			McCarthy		John	Retired Educator	No	4	2,036	7,813	26.1%	Yes	
			Smith		David Alan	Appointed Incumbent	Yes	4	1,884	7,813	24.1%	Yes	
			Saveliff		Dan	Appointed Incumbent	Yes	4	1,757	7,813	22.5%	No	
		Northern Humboldt Union High		Full	Pigg	Mike	Parent, Realtor, Athlete	No	8	7,314	35,322	20.7%	Yes
			Toste		Sarie	Incumbent, Ret Educ., Learn to Earn Adm	Yes	8	6,555	35,322	18.6%	Yes	
			Brinton		Shane	Student, Writer, Co-Editor	No	8	5,455	35,322	15.4%	Yes	
			Johnson		Dan	Businessman	No	8	4,953	35,322	14.0%	No	
			Avant		Don	Retired	No	8	3,930	35,322	11.1%	No	
			Kurwitz		Rebecca Bair	Money Manager	No	8	3,375	35,322	9.6%	No	
			Cole		Stephen	Engineer	No	8	2,404	35,322	6.8%	No	
			Lorenzo		Tim	Business Owner	No	8	1,244	35,322	3.5%	No	
		Pacific Union Elementary		Full	Kinzer	David	Incumbent	Yes	4	843	2,716	31.0%	Yes
			Babich		Matt	Incumbent	Yes	4	817	2,716	30.1%	Yes	
			Skjonsby, Jr.		Verne L.	Retired Teacher, Businessman	No	4	561	2,716	20.7%	Yes	
			Lindblom		Rick	Trucking Supervisor	No	4	488	2,716	18.0%	No	
		Rio Dell Elementary		Full	O'Donald	Sandy	Incumbent	Yes	6	373	1,726	21.6%	Yes
			Barsanti		Brett	Business Owner	No	6	314	1,726	18.2%	Yes	
			Rich		Jim	Incumbent, Restaurateur	Yes	6	311	1,726	18.0%	Yes	
			Lommori		Jamie Barsanti	Parent	No	6	304	1,726	17.6%	No	
			Newland		Brenda Thrasher	Parent	No	6	262	1,726	15.2%	No	
			Pieratt		John E.	Network Engineer	No	6	161	1,726	9.3%	No	
		Rohnerville Elementary		Full	Hamilton	Janet	Homemaker	No	2	822	1,480	55.5%	Yes
			Hanson		Dennis J.	Retired School Administrator	No	2	657	1,480	44.4%	No	

⁴Multiple county school district. Results for Trinity county are reported separately.

TABLE 2.1 VOTE TOTALS FOR SCHOOL DISTRICT BOARD CANDIDATES BY COUNTY AND ELECTION DATE, 2005

COUNTY	DATE	SCHOOL DISTRICT	DIS-TRICT/ SEAT	TERM OF OFFICE	CANDIDATE'S LAST NAME	CANDIDATE'S FIRST NAME	CANDIDATE'S BALLOT DESIGNATION	IN- CUM BENT	NUMBER OF CAN- DIDATES	VOTES FOR CAN- DIDATE	TOTAL VOTES CAST ¹	PER- CENT OF VOTE	ELECTED
HUMBOLDT (continued)	11/8/2005	South Bay Union Elementary		Full	McLaughlin	Leonard C.	Incumbent	Yes	4	1,025	3,718	27.6%	Yes
					Schatz	Ian	Incumbent, Manager, Technician	Yes	4	940	3,718	25.3%	Yes
					Thurlough	Mark A.	Incumbent	Yes	4	938	3,718	25.2%	Yes
					Larsen	Carol DeLorme	Board Liaison	No	4	808	3,718	21.7%	No
IMPERIAL	11/8/2005	Brawley Elementary		Full	Clary-Trimmm	Betty	Registered Physical Therapist	No	4	1,962	6,264	31.3%	Yes
					Padilla	Joe H.	Incumbent	Yes	4	1,821	6,264	29.1%	Yes
					Slaughter	Mary B.	Incumbent	Yes	4	1,488	6,264	23.8%	No
					Lopez	Louis C.	Businessman	No	4	993	6,264	15.9%	No
		Brawley Union High	Full	Fernandez	Ralph	Parent	No	3	2,597	6,639	39.1%	Yes	
				Noriega	Helen M.	Incumbent	Yes	3	2,249	6,639	33.9%	Yes	
				Gibson	Stephan L.	Student	No	3	1,793	6,639	27.0%	No	
		Calipatria Unified	Full	Carter	Marcia A.	Retired Teacher	No	8	401	2,142	18.7%	Yes	
				Self	Edgar Ray	Retired Teacher	No	8	352	2,142	16.4%	Yes	
				Dockstader	Patty	Incumbent	Yes	8	309	2,142	14.4%	Yes	
				Hisel	Huston H.	Retired Fire Captain	No	8	279	2,142	13.0%	No	
				Whitcomb	Duane J.	Correctional Counselor	No	8	238	2,142	11.1%	No	
				Stanford	Gary D.	Correctional Lt.	No	8	214	2,142	10.0%	No	
				Aglupos	Julius J.	No Ballot Designation	No	8	200	2,142	9.3%	No	
				Suarez	Eduardo	Hydrographer	No	8	149	2,142	7.0%	No	
		El Centro Elementary	Full	Terrazas	Frances A.	School Psychologist	No	3	3,022	7,989	37.8%	Yes	
				McFaddin	George M.	Incumbent	Yes	3	2,571	7,989	32.2%	Yes	
				Bock	Neil	Retired Educator	No	3	2,396	7,989	30.0%	No	
		Heber Elementary	Full	Garcia-Ruiz	Diahna	Postmaster	No	5	281	934	30.1%	Yes	
				Nolasco, Jr.	Martin A.	Teacher, Community Leader	No	5	232	934	24.8%	Yes	
				Huerta, Jr.	Margarito	Incumbent	Yes	5	175	934	18.7%	Yes	
				Ruiz	Tino	Power Plant Operator	No	5	133	934	14.2%	No	
				Mendibles	Prima	Pre School Teacher	No	5	113	934	12.1%	No	
		Holtville Unified	Full	Hawk	John	Businessman/ Farmer	No	6	830	3,818	21.7%	Yes	
				Abatti, Jr.	Ben	Farmer	No	6	784	3,818	20.5%	Yes	
				Grizzle	Kevin	Nursery Owner	No	6	753	3,818	19.7%	Yes	
				Thornburg	Joanie	Incumbent	Yes	6	564	3,818	14.8%	No	
				Daniels	Paula J.	Incumbent	Yes	6	461	3,818	12.1%	No	
Dollente	Mary Helen			No Ballot Designation	No	6	426	3,818	11.2%	No			
Imperial Community College	5			Full	Galindo	Norma Sierra	Businesswoman Teacher	No	2	10,832	18,014	60.1%	Yes
		Grizzle	Kim L.		Business Owner/ Controller	No	2	7,182	18,014	39.9%	No		
Imperial County Office of Education	1	Full	Belcher	Herlinda	Retired Teacher	No	2	2,176	3,572	60.9%	Yes		
			Alterado	Patricia	Health Care Provider	No	2	1,396	3,572	39.1%	No		

TABLE 2.1 VOTE TOTALS FOR SCHOOL DISTRICT BOARD CANDIDATES BY COUNTY AND ELECTION DATE, 2005

COUNTY	DATE	SCHOOL DISTRICT	DIS-TRICT/ SEAT	TERM OF OFFICE	CANDIDATE'S LAST NAME	CANDIDATE'S FIRST NAME	CANDIDATE'S BALLOT DESIGNATION	IN- CUM BENT	NUMBER OF CAN- DIDATES	VOTES FOR CAN- DIDATE	TOTAL VOTES CAST ¹	PER- CENT OF VOTE	ELECTED
IMPERIAL (continued)	11/8/2005	Imperial Unified		Full	Maruca	Patricia M.	Educator	No	6	1,450	6,025	24.1%	Yes
					Smith	Harley R. "Papa"	Day Care Provider	No	6	1,346	6,025	22.3%	Yes
					Thompson	Patricia A.	Business Administrator	No	6	1,001	6,025	16.6%	Yes
					Finnell	Sandy L.	Incumbent	Yes	6	806	6,025	13.4%	No
					Armstrong	Stanley W.	Incumbent	Yes	6	763	6,025	12.7%	No
					Lucas	Mark	Teacher, Business Owner	No	6	659	6,025	10.9%	No
INYO	11/8/2005	Trona Joint Unified ⁵		Full	Sizemore	Threasa	Business Manager	Yes	4	18	57	31.6%	Yes
					Foster	Daniel J.	Retired Federal Employee	No	4	15	57	26.3%	Yes
					Grandell	Franzie M.	Administrative Assistant/Dispatcher	No	4	12	57	21.1%	No
					Giraud	Gary E.	Construction Supervisor	No	4	12	57	21.1%	No
KERN	11/8/2005	Antelope Valley Community College ⁶		Full	Fox	Steve	School Teacher, Attorney	No	6	1,559	7,113	21.9%	Yes
					Wienke	Betty J.	Incumbent	Yes	6	1,260	7,113	17.7%	Yes
					Hayes	Timothy	Certified Financial Planner	No	6	1,226	7,113	17.2%	Yes
					Adams	Michael R.	Incumbent	Yes	6	1,056	7,113	14.8%	No
					Buffalo	Steve	Incumbent	Yes	6	1,045	7,113	14.7%	No
					Rice	Angel	Youth Services Coordinator	No	6	943	7,113	13.3%	No
		Antelope Valley Union High ⁷	Full	Beard-Williams	D.R.	Business Owner	No	8	3	12	25.0%	Yes	
				Longjohn	Bernie	Business Owner	No	8	3	12	25.0%	Yes	
				Koldengtson	D. Elena	No Ballot Designation	No	8	2	12	16.7%	No	
				Shanbrom	James A.	Educational Advisor, Businessman	No	8	2	12	16.7%	No	
				Beattie, Sr.	Albert S.	Incumbent	Yes	8	1	12	8.3%	No	
				Lott	James T. "Jim"	Incumbent	No	8	1	12	8.3%	No	
				Simonds	Ira	No Ballot Designation	No	8	0	12	0.0%	No	
				Price	Roger L.	Clinical Supervisor	No	8	0	12	0.0%	No	
		Elk Hills Elementary ^R	1	Short	Maddox	William	Crane Operator	No	1	25	70	35.7%	Yes
		Southern Kern Unified	Full	Gutierrez	Mario	Incumbent	Yes	5	1,809	7,283	24.8%	Yes	
				Nelson	Ralph	Incumbent	Yes	5	1,576	7,283	21.6%	Yes	
				Escalante	Mike	Retired	No	5	1,388	7,283	19.1%	Yes	
				Brazeal	Jean	Businesswoman	No	5	1,288	7,283	17.7%	No	
				Vincelette	Robert H.	Incumbent	Yes	5	1,196	7,283	16.4%	No	
KINGS	11/8/2005	West Hills Community College ⁸	1	Full	Oxborrow	Nina D.	Incumbent	Yes	2	3,501	4,857	72.1%	Yes
					Jaurena	Michael Frank	Consultant	No	2	1,241	4,857	25.6%	No

⁵Multiple county school district. Results for San Bernardino county are reported separately.

⁶Multiple county school district. Results for Los Angeles county are reported separately.

⁷Multiple county school district. Results for Los Angeles county are reported separately.

^RTo be elected if recall measure passes.

⁸Multiple county school district. Results for Fresno, Madera, Monterey, and San Benito counties are reported separately.

TABLE 2.1 VOTE TOTALS FOR SCHOOL DISTRICT BOARD CANDIDATES BY COUNTY AND ELECTION DATE, 2005

COUNTY	DATE	SCHOOL DISTRICT	DIS-TRICT/ SEAT	TERM OF OFFICE	CANDIDATE'S LAST NAME	CANDIDATE'S FIRST NAME	CANDIDATE'S BALLOT DESIGNATION	IN- CUM BENT	NUMBER OF CAN- DIDATES	VOTES FOR CAN- DIDATE	TOTAL VOTES CAST ¹	PER- CENT OF VOTE	ELECTED			
LAKE	11/8/2005	Lucerne Elementary		Full	Blair	Cynthia	Incumbent	Yes	3	523	1,331	39.3%	Yes			
					Rahmer	Patricia	Teacher's Aide	No	3	446	1,331	33.5%	Yes			
					Lubecki	Richard	Incumbent	Yes	3	362	1,331	27.2%	No			
		Mendocino-Lake Community College ⁹	2	Full	MacLeitch	Larry	Professor	No	2	4,654	7,508	62.0%	Yes			
					Eschenbach	Dick	Retired Engineer	No	2	2,854	7,508	38.0%	No			
		Upper-Lake Union High		Full	Chaniot	Janet	Incumbent	Yes	2	4,339	7,477	58.0%	Yes			
					Parker	Robert V. "Bob"	Civil Engineer	No	2	3,138	7,477	42.0%	No			
					Duncan	Valerie J.	Teacher/Parent	No	6	1,147	5,301	21.6%	Yes			
					Raetz	Ronald L.	Retired Teacher	No	6	1,057	5,301	19.9%	Yes			
					Tomkins	John H.	Incumbent	Yes	6	971	5,301	18.3%	Yes			
					Peterson	Carl W.	Incumbent	Yes	6	916	5,301	17.3%	No			
					Kettwig	Leeann	Registered Dental Assistant	No	6	810	5,301	15.3%	No			
		Lipscomb	Travis	Investment Realtor/Father	No	6	400	5,301	7.5%	No						
LASSEN	No School District Contests															
LOS ANGELES	2/22/2005	Burbank Unified		Full	Bowers	Susan	Consultant/Church Administration	No	6	3,457	16,280	21.2%	Yes			
					Kukta	Debbie	Business Owner	No	6	3,393	16,280	20.8%	Yes			
					Applebaum	Larry	Businessman/Leadership Trainer	No	6	2,817	16,280	17.3%	No			
					Capshaw	Nikki	Parent	No	6	2,392	16,280	14.7%	No			
					Armstorff	Roland	Film/Video Production	No	6	2,150	16,280	13.2%	No			
					Lippman	Ira	Businessman	No	6	2,071	16,280	12.7%	No			
		3/8/2005	Los Angeles Community College	2	Full	Waxman	Michael D.	Member of the Board of Trustees	Yes	1	333,329	333,329	100.0%	Yes		
						4	Full	Candaele	Kelly	Member of the Board of Trustees	Yes	2	212,453	367,944	57.7%	Yes
								Gonzaga	Mark	Teacher/Producer/Environmentalist	No	2	155,491	367,944	42.3%	No
						6	Full	Pearlman	Nancy	Community College Trustee	Yes	3	225,330	369,418	61.0%	Yes
								Grunwald-Agazaryan	Maria	Education Advocate	No	3	89,340	369,418	24.2%	No
	Pertula	Gerald Wayne	Curriculum Specialist	No	3				54,748	369,418	14.8%	No				
	Los Angeles Unified	2	Full	Huizar	Jose	School Board President	Yes	1	31,454	31,454	100.0%	Yes				
				4	Full	Canter	Marlene	Educator/Board Member	Yes	1	64,411	64,411	100.0%	Yes		
				6	Full	Korenstein	Julie	Educator/Board Member	Yes	1	34,806	34,806	100.0%	Yes		
	Pasadena Unified	1	Full	Babcock	Mike	Retired Headmaster	Yes	2	8,809	14,335	61.5%	Yes				
				Gonzales	Victor	Educator	No	2	5,465	14,335	38.1%	No				
		3	Full	Kane	Susan	PUSD Board Member/Scientist	Yes	3	7,082	14,602	48.5%	Yes				
				Phelps	Scott	Teacher	No	3	6,144	14,602	42.1%	No				
				Stevenson	Gene	Human Relations Executive	No	3	1,332	14,602	9.1%	No				
		5	Full	Lizardo	Esteban "Steve"	Member of Board of Education	Yes	2	9,566	14,061	68.0%	Yes				
				Barrero	German	Businessman/Publisher	No	2	4,460	14,061	31.7%	No				
		7	Full	Honowitz	Ed	Businessman	Yes	2	7,800	14,898	52.4%	Yes				
	Romney			Mary Dee	Reading Tutor	No	2	7,063	14,898	47.4%	No					

⁹Multiple county school district. Results for Mendocino county are reported separately.

TABLE 2.1 VOTE TOTALS FOR SCHOOL DISTRICT BOARD CANDIDATES BY COUNTY AND ELECTION DATE, 2005

COUNTY	DATE	SCHOOL DISTRICT	DIS-TRICT/ SEAT	TERM OF OFFICE	CANDIDATE'S LAST NAME	CANDIDATE'S FIRST NAME	CANDIDATE'S BALLOT DESIGNATION	IN- CUM BENT	NUMBER OF CAN- DIDATES	VOTES FOR CAN- DIDATE	TOTAL VOTES CAST ¹	PER- CENT OF VOTE	ELECTED					
LOS ANGELES (continued)	3/8/2005	Redondo Beach Unified		Full	Diehl	Jane	Incumbent	Yes	12	3,601	24,156	14.9%	Yes					
					Gamet	Drew	Teacher	No	12	3,578	24,156	14.8%	Yes					
					Loewenstein	Todd	Internet Company Executive	No	12	2,774	24,156	11.5%	Yes					
					Zager	Nelson A.	Businessman	No	12	2,701	24,156	11.2%	No					
					Petrulis	Dale	Educator	No	12	2,301	24,156	9.5%	No					
					McCulloh	Steve	Business Professional	No	12	2,222	24,156	9.2%	No					
					Hazeltine	Jeffery K.	Middle School Teacher	No	12	1,948	24,156	8.1%	No					
					Dombrowski	Eddie	Business Manager	No	12	1,647	24,156	6.8%	No					
					Davis	Genie	Writer/Educator	No	12	1,087	24,156	4.5%	No					
					Swann	Mone	Insurance Broker	No	12	990	24,156	4.1%	No					
					Nelson	Mark	Strategic Planning Manger	No	12	725	24,156	3.0%	No					
					Daizadeh	Yyonne	Teacher/Coordinator	No	12	582	24,156	2.4%	No					
						4/5/2005	Glendale Community College		Full	King	Victor	College Attorney/Trustee	Yes	4	15,502	51,811	29.9%	Yes
										Hacopian	Armine G.	GCC Trustee/Educator	Yes	4	14,952	51,811	28.9%	Yes
Gabrielian	Anita Quinonez	Board Trustee/Businesswoman	Yes	4						13,844	51,811	26.7%	Yes					
Sheffield	Linda	Medical Receptionist	No	4						7,513	51,811	14.5%	No					
Glendale Unified	Full	Krikorian	Greg	Member, Glendale Unified School Board			Yes		9	13,160	65,390	20.1%	Yes					
		Samber	Chakib "Chuck"	Incumbent			Yes		9	9,378	65,390	14.3%	Yes					
		Wagner	Joylene K.	Parent/Substitute Teacher			No		9	9,248	65,390	14.1%	Yes					
		Nahebedian	Nayiri	University Professor			No		9	8,221	65,390	12.6%	No					
		Foote	Louise	Mathematic Coach/Teacher			No		9	6,658	65,390	10.2%	No					
		Rochart	Maria Prieto	Director Children's Center			No		9	6,427	65,390	9.8%	No					
		Khachatryan	Naira	Parent			No		9	4,554	65,390	7.0%	No					
		Nilssen	Sally	Statistician/Demographer			No		9	4,408	65,390	6.7%	No					
		Aslanian	Hasmig	Parent			No		9	3,336	65,390	5.1%	No					
		Inglewood Unified	1	Full			Butler		Arnold	Retired Principal/Administrator	No	4	3,665	5,951	61.6%	Yes		
Stewart	David P.				Procurement Manager/Businessman	No	4	861	5,951	14.5%	No							
Fowler	Angela				Administrator	No	4	829	5,951	13.9%	No							
Sambrano	Lillian Diane				No Ballot Designation	No	4	596	5,951	10.0%	No							
2	Full		Ross	Eveline	Incumbent	Yes	3	2,385	5,815	41.0%	Yes							
			Bueno	Mary	Attorney at Law	No	3	2,068	5,815	35.6%	No							
			Hamilton	Linda C.	Retired Speech Therapist	No	3	1,362	5,815	23.4%	No							
			3	Full	Grigsby	Alice B.	School Board Member	Yes	2	4,191	5,972	70.2%	Yes					
Hernandez	Maria G.	Sales Account Representative			No	2	1,781	5,972	29.8%	No								
4/12/2005	Burbank Unified	Full	Kukta	Debbie	Business Owner	No	4	5,456	19,201	28.4%	Yes							
			Applebaum	Larry	Businessman/Leadership Trainer	No	4	5,185	19,201	27.0%	Yes							
			Bowers	Susan	Consultant/Church Administration	No	4	4,719	19,201	24.6%	No							
			Capshaw	Nikki	Parent	No	4	3,841	19,201	20.0%	No							

TABLE 2.1 VOTE TOTALS FOR SCHOOL DISTRICT BOARD CANDIDATES BY COUNTY AND ELECTION DATE, 2005

COUNTY	DATE	SCHOOL DISTRICT	DIS-TRICT/ SEAT	TERM OF OFFICE	CANDIDATE'S LAST NAME	CANDIDATE'S FIRST NAME	CANDIDATE'S BALLOT DESIGNATION	IN- CUM BENT	NUMBER OF CAN- DIDATES	VOTES FOR CAN- DIDATE	TOTAL VOTES CAST ¹	PER- CENT OF VOTE	ELECTED		
LOS ANGELES (continued)	4/19/2005	Pasadena Unified	3	Full	Phelps	Scott	Teacher	No	2	5,509	10,292	53.5%	Yes		
					Kane	Susan	PUSD Board member/Scientist	Yes	2	4,783	10,292	46.5%	No		
	6/7/2005	Inglewood Unified	2	Full	Ross	Eveline	Incumbent	Yes	2	2,042	3,976	51.4%	Yes		
					Bueno	Mary	Attorney at Law	No	2	1,934	3,976	48.6%	No		
	11/8/2005	ABC Unified		Full	Pulido	Mark E.	Incumbent	Yes	7	9,044	40,815	22.2%	Yes		
					Chen	Olympia	Incumbent	Yes	7	8,369	40,815	20.5%	Yes		
					Montgomery	David L.	Incumbent	Yes	7	7,323	40,815	17.9%	Yes		
					Hawkins	Mona Denice	Financial Analyst	No	7	4,759	40,815	11.7%	No		
					Ao	Benjamin	Engineer	No	7	4,746	40,815	11.6%	No		
					Economy	Randell R. "Randy"	Public Affairs Advisor	No	7	3,757	40,815	9.2%	No		
					Siongco	Annabelle A.	Accountant	No	7	2,817	40,815	6.9%	No		
					Short	Dodson	Louise R.	Appointed Incumbent	Yes	3	6,748	16,378	41.2%	Yes	
						Kahng	Paul	Educator	No	3	6,272	16,378	38.3%	No	
						Lindell	Linda	No Ballot Designation	No	3	3,358	16,378	20.5%	No	
					Action-Agua Dulce Unified	Full	Distaso	Mark W.	Police Captain	No	10	1,503	8,722	17.2%	Yes
							Sexton	Leona Ruth	Business Owner	No	10	1,295	8,722	14.8%	Yes
							Bird	Ron	Retired Software Engineer	No	10	1,115	8,722	12.8%	Yes
							Jauregui-Rocha	Deborah S.	Parent/Educator	No	10	1,098	8,722	12.6%	No
							Hughes	Micheal Richard	Healthcare Manager	No	10	890	8,722	10.2%	No
							Layton	Larry H.	Law School Professor	No	10	819	8,722	9.4%	No
							Duran	Maximino S.	Appointed Incumbent	Yes	10	598	8,722	6.9%	No
							Davis	Geraldine Rose	Educator	No	10	536	8,722	6.1%	No
							Heslep	Fred E.	Incumbent	Yes	10	480	8,722	5.5%	No
							Brink	Charles E.	Newspaper Publisher	No	10	388	8,722	4.4%	No
Antelope Valley Community College ¹⁰	Full	Fox	Steve	School Teacher/ Attorney	No	6	24,608	116,693	21.1%	Yes					
		Wienke	Betty J.	Incumbent	Yes	6	20,996	116,693	18.0%	Yes					
		Buffalo	Steve	Incumbent	Yes	6	19,489	116,693	16.7%	Yes					
		Adams	Micheal R.	Incumbent	Yes	6	18,993	116,693	16.3%	No					
		Hayes	Timothy	Certified Financial Planner	No	6	17,723	116,693	15.2%	No					
		Rice	Angel	Youth Services Coordinator	No	6	14,884	116,693	12.8%	No					

¹⁰Multiple county school district. Results for Kern county are reported separately.

TABLE 2.1 VOTE TOTALS FOR SCHOOL DISTRICT BOARD CANDIDATES BY COUNTY AND ELECTION DATE, 2005

COUNTY	DATE	SCHOOL DISTRICT	DIS-TRICT/ SEAT	TERM OF OFFICE	CANDIDATE'S LAST NAME	CANDIDATE'S FIRST NAME	CANDIDATE'S BALLOT DESIGNATION	IN- CUM BENT	NUMBER OF CAN- DIDATES	VOTES FOR CAN- DIDATE	TOTAL VOTES CAST ¹	PER- CENT OF VOTE	ELECTED
LOS ANGELES (continued)	11/8/2005	Antelope Valley Union High ¹¹		Full	Simonds	Ira	High School Teacher	No	8	24,633	106,296	23.2%	Yes
					Lott	James T. "Jim"	Incumbent	Yes	8	23,478	106,296	22.1%	Yes
					Beattie, Sr.	Albert	Incumbent	Yes	8	16,445	106,296	15.5%	Yes
					Shanbrom	James A.	Educational Advisor/Businessman	No	8	15,794	106,296	14.9%	No
					Longjohn	Bernie	Business Owner	No	8	8,347	106,296	7.9%	No
					Beard-Williams	Diana R.	Business Owner	No	8	7,232	106,296	6.8%	No
					Kolbengston	D. Elena	Loan Administrator	No	8	5,484	106,296	5.2%	No
					Price	Roger L.	Clinical Supervisor	No	8	4,883	106,296	4.6%	No
Azusa Unified				Full	Garcia	Rosemary	Incumbent	Yes	5	4,368	18,075	24.2%	Yes
					Dickerson	Barbara Ransom	Educator	No	5	4,073	18,075	22.5%	Yes
					Cruz-Gonzales	Xilonin	Incumbent	Yes	5	3,520	18,075	19.5%	Yes
					Harrington	Lisa B.	Incumbent	Yes	5	3,253	18,075	18.0%	No
					Dieking	John	Attorney	No	5	2,861	18,075	15.8%	No
Baldwin Park Unified				Full	Corona	Sergio	Governing Board Member	Yes	5	3,917	14,135	27.7%	Yes
					Dominguez	Marco Antonio	Governing Board Member	Yes	5	3,533	14,135	25.0%	Yes
					Morales	Olga S.	Project Manager	No	5	3,257	14,135	23.0%	No
					Muse	David Lewis	Customer Service Supervisor	No	5	2,174	14,135	15.4%	No
					Montoya	Oscar	Aerospace Inspector	No	5	1,254	14,135	8.9%	No
Bassett Unified				Full	Solano	Paul	Governing Board Member	Yes	6	1,696	7,529	22.5%	Yes
					Moreno	Karina	Educator	No	6	1,602	7,529	21.3%	Yes
					Fuentes	Robert "Bob"	Incumbent	Yes	6	1,573	7,529	20.9%	Yes
					Ramirez-Pico	Maria Elena	Parent/Notary Public	No	6	1,090	7,529	14.5%	No
					Aguilar	Anna A.	Incumbent	Yes	6	822	7,529	10.9%	No
					Angulo	Lizet I.	Student Services Coordinator	No	6	746	7,529	9.9%	No
Bellflower Unified				Full	Helzer	Paul Laurence	Incumbent	Yes	5	5,267	23,655	22.3%	Yes
					Sanchez-Ramirez	Laura	Community Volunteer	No	5	5,034	23,655	21.3%	Yes
					Buonocore	Richard J.	Boardmember Bellflower USD	Yes	5	5,031	23,655	21.3%	Yes
					Ste. Marie	Bill	Incumbent	Yes	5	4,770	23,655	20.2%	No
					Santa Ines	C. "Sonny"	Controller	No	5	3,553	23,655	15.0%	No
Bonita Unified				Full	Coyne	Charles "Chuck"	Business Owner	No	3	8,120	21,572	37.6%	Yes
					Latourelle	Patti A.	Incumbent	Yes	3	7,958	21,572	36.9%	Yes
					Lyons	Matthew T.	Insurance Claims Manager	No	3	5,494	21,572	25.5%	No
Castaic Union Elementary				Full	Pearson	Laura L.	Parent	No	6	2,001	8,831	22.7%	Yes
					Kunak	John	Attorney/School Board member	Yes	6	1,664	8,831	18.8%	Yes
					Marler	Angela M.	Community Volunteer	No	6	1,579	8,831	17.9%	Yes
					Christopher	Susan M.	Attorney	No	6	1,371	8,831	15.5%	No
					Teeman	Steve	Chief Financial Officer	No	6	1,118	8,831	12.7%	No
					Allen	Robert	Local Business Owner	No	6	1,098	8,831	12.4%	No

¹¹Multiple county school district. Results for Kern county are reported separately.

TABLE 2.1 VOTE TOTALS FOR SCHOOL DISTRICT BOARD CANDIDATES BY COUNTY AND ELECTION DATE, 2005

COUNTY	DATE	SCHOOL DISTRICT	DIS-TRICT/ SEAT	TERM OF OFFICE	CANDIDATE'S LAST NAME	CANDIDATE'S FIRST NAME	CANDIDATE'S BALLOT DESIGNATION	IN- CUM BENT	NUMBER OF CAN- DIDATES	VOTES FOR CAN- DIDATE	TOTAL VOTES CAST ¹	PER- CENT OF VOTE	ELECTED
LOS ANGELES (continued)	11/8/2005	Centinela Valley Union High	1	Full	Talavera	Francisco M.	High School Teacher	No	2	10,174	15,723	64.7%	Yes
					Moller	Angelina Gomez	Incumbent	Yes	2	5,549	15,723	35.3%	No
			2	Full	Salas	Rudy	Teacher	No	2	9,364	15,713	59.6%	Yes
					De Simone	Jean J.	School Board Member	Yes	2	6,349	15,713	40.4%	No
			5	Full	Pizano	Rocio Del Carmen	Accountant	No	2	8,198	15,059	54.4%	Yes
					Nunez	Eloy	Local Business Owner	No	2	6,861	15,059	45.6%	No
Cerritos Community College				Full	Hughlett	Bob	Retired College Educator	No	4	35,556	118,554	30.0%	Yes
					Avalos	Carmen	Municipal Clerk/Educator	No	4	27,751	118,554	23.4%	Yes
					Epple	Robert	Appointed Incumbent	Yes	4	27,708	118,554	23.4%	Yes
					Verderber	Bob	Governing Board Member	Yes	4	27,539	118,554	23.2%	No
Charter Oak Unified				Full	Rose	David Richard	Special Education Teacher	No	3	3,838	10,783	35.6%	Yes
					Bock	Jane A.	Appointed Incumbent	Yes	3	3,498	10,783	32.4%	Yes
					Parslow	Alexandra Regina	Incumbent	Yes	3	3,447	10,783	32.0%	No
Citrus Community College			1	Full	Woods	Gary L.	Governing Board Member Citrus CCD	Yes	2	2,577	4,510	57.1%	Yes
					Mills	Stephine Theresa	Teacher	No	2	1,933	4,510	42.9%	No
Claremont Unified				Full	Hamilton	Jeanne	College Administrator	Yes	6	6,471	26,221	24.7%	Yes
					Llanusa	Steven M.	Parent/School Teacher	No	6	5,459	26,221	20.8%	Yes
					Caenepeel	Mary A.	Educational Consultant	No	6	5,442	26,221	20.8%	Yes
					Arnold	Kevin James	Educator	No	6	3,465	26,221	13.2%	No
					Meyer	Kris M.	Construction Manager	No	6	3,116	26,221	11.9%	No
					Hirschi	Niles	Student	No	6	2,268	26,221	8.6%	No
Compton Community College	1		Full	Jones	Willie O.	College Educator	Yes	2	7,041	11,494	61.3%	Yes	
				Bailey	Angela S.	College Student	No	2	4,453	11,494	38.7%	No	
	2	Full	Robinson, Sr.	Carl E.	Community College Trustee	Yes	5	1,822	6,794	26.8%	Yes		
			Johnson	P. J.	Educational Consultant	No	5	1,778	6,794	26.2%	No		
			Young	Sharon A.	Business Woman	No	5	1,544	6,794	22.7%	No		
			Thomas	Anthony "Tony"	Public Relation Manager	No	5	1,156	6,794	17.0%	No		
Taylor	Don	Police Officer	No	5	494	6,794	7.3%	No					
Compton Unified				Full	Shipp	Marjorie Agnes	Incumbent	Yes	11	6,014	50,575	11.9%	Yes
					Thomas	Mae	Incumbent	Yes	11	5,924	50,575	11.7%	Yes
					Estrada	Joel	Public Relation Director	No	11	5,828	50,575	11.5%	Yes
					Zurtia	Satra	Administrative Analyst/Parent	No	11	5,319	50,575	10.5%	Yes
					Simpson-Gipson	Paulette	Minister/Bus Driver	No	11	4,533	50,575	9.0%	No
					Bethune	Jenny L.	Sheriff Lieutenant/Parent	No	11	4,454	50,575	8.8%	No
					Hall-Ganter	Latanya Denise	Insurance Agent	No	11	4,262	50,575	8.4%	No
					Irving	Janice	Labor Arbitrator	No	11	3,718	50,575	7.4%	No
					Stokes	Carolyn Patterson	Educator	No	11	3,655	50,575	7.2%	No
					Lewis	Joseph L.	Community College Educator	No	11	3,568	50,575	7.1%	No
					Barraza	Irene M.	Executive Director/Educator	No	11	3,300	50,575	6.5%	No

TABLE 2.1 VOTE TOTALS FOR SCHOOL DISTRICT BOARD CANDIDATES BY COUNTY AND ELECTION DATE, 2005

COUNTY	DATE	SCHOOL DISTRICT	DIS-TRICT/ SEAT	TERM OF OFFICE	CANDIDATE'S LAST NAME	CANDIDATE'S FIRST NAME	CANDIDATE'S BALLOT DESIGNATION	IN- CUM BENT	NUMBER OF CAN- DIDATES	VOTES FOR CAN- DIDATE	TOTAL VOTES CAST ¹	PER- CENT OF VOTE	ELECTED
LOS ANGELES (continued)	11/8/2005	Culver City Unified		Full	Davis	Saundra	Incumbent	Yes	4	5,532	20,429	27.1%	Yes
					Beagles-Roos	Jessica	Incumbent	Yes	4	5,117	20,429	25.0%	Yes
					Russell	Dana H.	Incumbent	Yes	4	4,997	20,429	24.5%	Yes
					Block	Brian	High School Teacher	No	4	4,783	20,429	23.4%	No
		Downey Unified	1	Full	Sodetani	Martha E.	Parent/Educator	No	2	10,603	16,928	62.6%	Yes
					Serrano	Joseph Anthony	Educator	No	2	6,325	16,928	37.4%	No
			5	Full	Swenson	Nancy A.	Management Systems Analyst	No	3	7,887	15,960	49.4%	Yes
					Marques	Luis H.	Senate Legislative Deputy	No	3	4,951	15,960	31.0%	No
					Salazar	Ricardo Alarcon	Railroad Conductor	No	3	3,122	15,960	19.6%	No
			7	Full	Samperi	Barbara Rae	Incumbent	Yes	1	10,243	10,243	100.0%	Yes
			East Whittier City Elementary	Full	Christine	Sullivan Chacon	Appt Gov Brd Mbr East Whittier City SD	Yes	5	6,930	30,526	22.7%	Yes
		Gardiner			Paul R.	Retired Teacher	No	5	6,877	30,526	22.5%	Yes	
		Urteaga			Armando	School Administrator/Educator	No	5	6,378	30,526	20.9%	Yes	
		Velasco			Edmund A.	Music Teacher	No	5	5,478	30,526	17.9%	No	
		Brady			Michael J.	Middle School Teacher	No	5	4,863	30,526	15.9%	No	
		Eastside Union Elementary	Full	Johnson	Martha Delores	Incumbent	Yes	5	1,348	5,282	25.5%	Yes	
				Cooke	Charles R.	Incumbent	Yes	5	1,168	5,282	22.1%	Yes	
				Ginn	John Altin	School Maintenance Worker	No	5	1,081	5,282	20.5%	Yes	
				Gaudi	Joanna M.	Business Owner	No	5	909	5,282	17.2%	No	
				Eubanks	David G.	Appointed Incumbent	Yes	5	776	5,282	14.7%	No	
		El Camino Community College	4	Full	Gen	Ray	Professor/Teacher/Educator	No	2	61,852	82,402	75.1%	Yes
					Ondrejch	Ray V.	Retired Military Officers	No	2	20,550	82,402	24.9%	No
			5	Full	O'Donnell	Maureen	School Board member/Teacher	No	1	65,788	65,788	100.0%	Yes
		El Rancho Unified	Full	Salas	Lupe	Incumbent	Yes	6	4,269	22,260	19.2%	Yes	
				Rivera	Joe	School Administrator	No	6	4,232	22,260	19.0%	Yes	
				Ramirez	Rita Jo	Incumbent	Yes	6	3,911	22,260	17.6%	Yes	
				Roybal	James B.	Educator	No	6	3,893	22,260	17.5%	No	
				Maciel	Allan "Al"	Teacher/School Coordinator	No	6	3,652	22,260	16.4%	No	
				Renteria, Jr.	Alfred	Accountant	No	6	2,303	22,260	10.3%	No	
		El Segundo Unified	Full	Watkins	Bill	Retired Educator	No	5	2,891	9,861	29.3%	Yes	
				Coles	Ann M.	Community Volunteer	No	5	2,314	9,861	23.5%	Yes	
				Funk	Robin	Community Volunteer	No	5	2,050	9,861	20.8%	Yes	
				Edlefsen	Jo Ann E.	Incumbent	Yes	5	1,606	9,861	16.3%	No	
Wilkin	Lisa			Non-Profit Executive Director	No	5	1,000	9,861	10.1%	No			
Garvey Elementary	Short	Agedano	Felipe	College Professor	No	3	2,458	4,890	50.3%	Yes			
		Gonzales	Loretta J.	Educational Consultant	No	3	1,401	4,890	28.7%	No			
		Yue	Sam S.	No Ballot Designation	No	3	1,031	4,890	21.1%	No			

TABLE 2.1 VOTE TOTALS FOR SCHOOL DISTRICT BOARD CANDIDATES BY COUNTY AND ELECTION DATE, 2005

COUNTY	DATE	SCHOOL DISTRICT	DIS-TRICT/ SEAT	TERM OF OFFICE	CANDIDATE'S LAST NAME	CANDIDATE'S FIRST NAME	CANDIDATE'S BALLOT DESIGNATION	IN- CUM BENT	NUMBER OF CAN- DIDATES	VOTES FOR CAN- DIDATE	TOTAL VOTES CAST ¹	PER- CENT OF VOTE	ELECTED
LOS ANGELES (continued)	11/8/2005	Glendora Unified		Full	Gomer	Chuck	Incumbent	Yes	5	5,520	23,187	23.8%	Yes
					Gautreau	Micheal	School Administrator	No	5	5,320	23,187	22.9%	Yes
					Delgado	Denice K.	Certified Teacher/Homemaker	No	5	4,439	23,187	19.1%	Yes
					Pousard	Richard E.	Incumbent	Yes	5	3,972	23,187	17.1%	No
					Stoll	Cindi	Register Nurse	No	5	3,936	23,187	17.0%	No
		Hacienda La Puente Unified	Full	Perez	Anita	School Boardmember/Teacher	Yes	6	9,975	39,757	25.1%	Yes	
				Chavarria	Rudy R.	Retired District Supervisor	No	6	8,205	39,757	20.6%	Yes	
				Chang	Joseph	School Boardmember/Educator	Yes	6	7,156	39,757	18.0%	Yes	
				Minardi	Felicia F.	Governing Boardmember/Educator	Yes	6	6,742	39,757	17.0%	No	
				Eckam	John M.	Operations Finance Director	No	6	5,665	39,757	14.2%	No	
				Kimbrew	Ramla Eleaze	Customer Service Representative	No	6	2,014	39,757	5.1%	No	
		Hawthorne Elementary	Full	Michelin	Nilo E.	School Boardmember/Teacher	Yes	7	3,407	16,616	20.5%	Yes	
				Brann	Shannon	Teacher	No	7	2,997	16,616	18.0%	Yes	
				Rojas	Hugo M.	School Board Member	Yes	7	2,980	16,616	17.9%	Yes	
				Sanchez	Albert L.	School Safety Officer	No	7	2,681	16,616	16.1%	No	
				Robles	Oscar O.	Network Manager	No	7	2,175	16,616	13.1%	No	
				Brewster	Alicia Marie	Community Volunteer	No	7	1,623	16,616	9.8%	No	
				Tuiasoa	Sione Tuita	Parent/Truck Driver	No	7	753	16,616	4.5%	No	
		Hermosa Beach City Elementary	Full	Beck	Linda	Educator/ School Boardmember	Yes	4	3,297	10,716	30.8%	Yes	
				Widman	Lance G.	School Boardmember/Educator	Yes	4	2,811	10,716	26.2%	Yes	
				Breen	Gregory E.	Incumbent	Yes	4	2,594	10,716	24.2%	Yes	
				Keegan	Earl Robert	Financial Planner/Parent	No	4	2,014	10,716	18.8%	No	
		La Canada Unified	Full	Boyd	Susan L.	Parent	No	5	4,390	14,925	29.4%	Yes	
				Tracy	Scott E.	Incumbent	Yes	5	3,603	14,925	24.1%	Yes	
				Peterson	Joel	Business Finance Executive	No	5	3,316	14,925	22.2%	Yes	
				Beattie	Andy	Incumbent	Yes	5	2,768	14,925	18.5%	No	
				Mirisola	Daniel Carl	Investor	No	5	848	14,925	5.7%	No	
		Lancaster Elementary	Full	Giles	Keith	Local Businessman	Yes	4	7,906	30,458	26.0%	Yes	
Tepe	Gregory A.			Incumbent	Yes	4	7,762	30,458	25.5%	Yes			
Grooms	Diane V.			Non-Profit Executive	No	4	7,575	30,458	24.9%	Yes			
Fox	Rebecca			Homemaker/Educator	No	4	7,215	30,458	23.7%	No			
Las Virgenes Unified ¹²	Full	Iser	Cindy	Governing Boardmember/Attorney	Yes	4	8,902	29,815	29.9%	Yes			
		Whitehead	Gordon	School Boardmember/CPA	Yes	4	8,106	29,815	27.2%	Yes			
		Moorman	Dave	Business Owner	No	4	6,990	29,815	23.4%	Yes			
		Melancon	JoAnn	Community Volunteer	No	4	5,817	29,815	19.5%	No			

¹²Multiple county school district. Results for Ventura county are reported separately.

TABLE 2.1 VOTE TOTALS FOR SCHOOL DISTRICT BOARD CANDIDATES BY COUNTY AND ELECTION DATE, 2005

COUNTY	DATE	SCHOOL DISTRICT	DIS-TRICT/ SEAT	TERM OF OFFICE	CANDIDATE'S LAST NAME	CANDIDATE'S FIRST NAME	CANDIDATE'S BALLOT DESIGNATION	IN- CUM BENT	NUMBER OF CAN- DIDATES	VOTES FOR CAN- DIDATE	TOTAL VOTES CAST ¹	PER- CENT OF VOTE	ELECTED
LOS ANGELES (continued)	11/8/2005	Lennox Elementary		Full	Cruz	Marisol	Parent/Student	No	4	1,307	3,661	35.7%	Yes
					Renteria	Vernoica	Instructional Assistant	No	4	1,075	3,661	29.4%	Yes
					Verduzco-Smith	Maria T.	Retired Asset Analyst	No	4	664	3,661	18.1%	Yes
					Calix	Maria M.	Appointed Incumbent	Yes	4	615	3,661	16.8%	No
		Little Lake City Elementary		Full	Almanza-Ramirez	Gina	Parent/Educator	No	4	3,325	8,670	38.4%	Yes
					Zamora	Hilda	Incumbent	Yes	4	2,275	8,670	26.2%	Yes
					Gonzales-Lawrence	Ronald	Consultant	No	4	1,925	8,670	22.2%	No
					Uribe	Mercedes G.	Payroll Supervisor	No	4	1,145	8,670	13.2%	No
		Los Nietos Elementary		Full	Escobedo	Art	Bank Officer/Educator	No	6	1,388	5,555	25.0%	Yes
					Vasquez	Grisel	Loan Officer/Educator	No	6	1,121	5,555	20.2%	Yes
					Duran	Gloria	Incumbent	Yes	6	903	5,555	16.3%	No
					Villalba	Diana	Parent/Realtor	No	6	903	5,555	16.3%	No
					Martinez	Cathy	Appointed Incumbent	Yes	6	778	5,555	14.0%	No
					Benavente	Jesse	Parent	No	6	462	5,555	8.3%	No
		Lynwood Unified		Full	Morales	Alfonso	Attorney	No	4	3,195	10,549	30.3%	Yes
					Chavez	Rachel	Lynwood USD Governing Board Member	Yes	4	3,066	10,549	29.1%	Yes
					Garcia	Gloria	Community Affairs Commissioner	No	4	2,558	10,549	24.2%	No
					Rodriguez	Martina	Incumbent	Yes	4	1,730	10,549	16.4%	No
		Manhattan Beach Unified		Full	Vanderpoorte	Ida	Certified Public Accountant	No	9	5,729	24,989	22.9%	Yes
					Hersman	Nancy	Attorney/Parent	No	9	5,110	24,989	20.4%	Yes
					Eisen	Bill	Retired CPA	No	9	3,158	24,989	12.6%	Yes
					Rubino	Besty	Educator	No	9	3,041	24,989	12.2%	No
					Zaslansky	Sheldon Arnold	Businessman	No	9	2,432	24,989	9.7%	No
					Gill	James H.	Government Contracting Officer	No	9	1,518	24,989	6.1%	No
					Fournier	Stewart L.	Realtor	No	9	1,475	24,989	5.9%	No
					Holcomb	Marilynn Merrit	Court Clerk	No	9	1,419	24,989	5.7%	No
					Donalesen	Heather Elizabeth	Community Volunteer	No	9	1,107	24,989	4.4%	No
					Monrovia Unified		Full	Shaw	Clarence R.	Social Service Supervisor	No	5	3,505
Rich	Chris	Sound Engineer	No	5				3,072	13,275	23.1%	Yes		
Elliott-Penser	Debbie	Parent/Administrative Assistant	No	5				3,039	13,275	22.9%	No		
Laushkin	Nick	Businessman	No	5				2,338	13,275	17.6%	No		
Gilliland	Ed	Engineering Project Manager	No	5				1,321	13,275	10.0%	No		
Montebello Unified		Full	Chacon	Hector A.	School Board Member	Yes	5	12,132	45,123	26.9%	Yes		
			Chau	Edwin "Ed"	School boardmember/Attorney	Yes	5	11,029	45,123	24.4%	Yes		
			Guzman	Gerri	School Board Member	Yes	5	8,581	45,123	19.0%	Yes		
			Garcia	Richard	Press Secretary	No	5	6,824	45,123	15.1%	No		
			Mota	Robert	University Financial Advisor	No	5	6,557	45,123	14.5%	No		

TABLE 2.1 VOTE TOTALS FOR SCHOOL DISTRICT BOARD CANDIDATES BY COUNTY AND ELECTION DATE, 2005

COUNTY	DATE	SCHOOL DISTRICT	DIS-TRICT/ SEAT	TERM OF OFFICE	CANDIDATE'S LAST NAME	CANDIDATE'S FIRST NAME	CANDIDATE'S BALLOT DESIGNATION	IN- CUM BENT	NUMBER OF CAN- DIDATES	VOTES FOR CAN- DIDATE	TOTAL VOTES CAST ¹	PER- CENT OF VOTE	ELECTED
LOS ANGELES (continued)	11/8/2005	Mountain View Elementary		Full	Moreno	Joe A.	Incumbent	Yes	4	2,463	7,945	31.0%	Yes
					Griffith	Robert Lee	Governing Board Member	Yes	4	1,976	7,945	24.9%	Yes
					Zamorno	Irma	Business Owner	No	4	1,790	7,945	22.5%	Yes
					Wallach	Edwin E. "Ed"	Incumbent	Yes	4	1,716	7,945	21.6%	No
		Mt. San Antonio Community College	Full	Hall	David K.	Governing Brd Mbr, Mt. San Antonio College	Yes	4	61,792	173,795	35.6%	Yes	
				Haggerty	Judy Chen	College Professor/Attorney	Yes	4	56,033	173,795	32.2%	Yes	
				Mendoza	John	No Ballot Designation	No	4	31,049	173,795	17.9%	No	
				Milton	Melvin "Mel"	Educator	No	4	24,921	173,795	14.3%	No	
		Newhall Elementary	Full	Tannehill	Steven D.	School Board Trustee	Yes	5	6,369	25,305	25.2%	Yes	
				McGrath	J. Micheal	Investment Advisor/Parent	No	5	6,130	25,305	24.2%	Yes	
				Jensen, Jr.	Robert N.	Certified Public Accountant	No	5	4,959	25,305	19.6%	Yes	
				Lunetta	Steve E.	Scientist	No	5	4,084	25,305	16.1%	No	
				Zinn	Wendy Joanne	CPA/Publisher	No	5	3,763	25,305	14.9%	No	
		Norwalk-La Mirada Unified	Full	Valencia	Ana	Incumbent	Yes	6	10,275	46,228	22.2%	Yes	
				Hengler	Ed	Governing Board Member	Yes	6	9,246	46,228	20.0%	Yes	
				Adams	Darryl Rodney	Governing Board Member	Yes	6	8,702	46,228	18.8%	Yes	
				Johnson	John Jesus	Math Teacher	No	6	6,845	46,228	14.8%	Yes	
				Juan	Victor R.	Event Coordinator	No	6	5,676	46,228	12.3%	No	
				Pflanzer	Chris	Business Owner	No	6	5,484	46,228	11.9%	No	
		Palmdale Elementary	Full	Epstein	Sheldon	Elementary School Principal	Yes	5	7,806	29,893	26.1%	Yes	
				Corrales	Sandy	Incumbent	Yes	5	7,272	29,893	24.3%	Yes	
				Ferrin	Jeffrey E.	Educator/Administrator	No	5	5,744	29,893	19.2%	Yes	
				Barcelona	Shawny	Incumbent	Yes	5	5,227	29,893	17.5%	No	
				Dale	Alicia	Administrative Assistant	No	5	3,844	29,893	12.9%	No	
		Palos Verdes Peninsula Unified	Full	Sharp	Malcom S.	Retired College Instructor	No	4	11,254	42,877	26.2%	Yes	
				Lucky	Barbara	Gov Brd Mbr Palos Verdes Peninsula USD	Yes	4	11,141	42,877	26.0%	Yes	
				Snider	Ginny	Retired Teacher	No	4	10,335	42,877	24.1%	Yes	
				La Monte	Erin G.	Businesswoman	No	4	10,147	42,877	23.7%	No	
Paramount Unified	Full	Pena	Tony	Incumbent	Yes	4	4,099	13,298	30.8%	Yes			
		Cuellar	Sonya	Incumbent	Yes	4	3,436	13,298	25.8%	Yes			
		Anderson	Alicia Liden	Incumbent	Yes	4	3,434	13,298	25.8%	Yes			
		Collins	Kennedy	Quality Control Coordinator	No	4	2,329	13,298	17.5%	No			
Pasadena Area Community College	3	Full	Castro	Connie Rey	Governing Board Member	Yes	2	4,077	6,973	58.5%	Yes		
			Bekkedal	Jennifer Simmons	Business Woman	No	2	2,896	6,973	41.5%	No		
	5	Full	Bradbury-Huang	Hillary	University Professor	No	2	6,270	12,149	51.6%	Yes		
			Weber	Warren L.	Incumbent	Yes	2	5,879	12,149	48.4%	No		
	7	Full	Wells-Miller	Beth	Member/Board of Trustees	Yes	2	4,973	9,205	54.0%	Yes		
			Powers	Brandon	Businessman	No	2	4,232	9,205	46.0%	No		

TABLE 2.1 VOTE TOTALS FOR SCHOOL DISTRICT BOARD CANDIDATES BY COUNTY AND ELECTION DATE, 2005

COUNTY	DATE	SCHOOL DISTRICT	DIS-TRICT/ SEAT	TERM OF OFFICE	CANDIDATE'S LAST NAME	CANDIDATE'S FIRST NAME	CANDIDATE'S BALLOT DESIGNATION	IN- CUM BENT	NUMBER OF CAN- DIDATES	VOTES FOR CAN- DIDATE	TOTAL VOTES CAST ¹	PER- CENT OF VOTE	ELECTED
LOS ANGELES (continued)	11/8/2005	Pomona Unified		Full	Aliva	John J.	School Board Member	Yes	5	9,531	39,454	24.2%	Yes
					Mendoza	Candelario J.	School Board Member	Yes	5	8,875	39,454	22.5%	Yes
					Wong	Andrew	Educator/Attorney	No	5	8,359	39,454	21.2%	Yes
					Perlman-Hensen	Roberta A.	Doctor of Optometry	No	5	7,352	39,454	18.6%	No
					Stockwell	Don	Manger/Engineer	No	5	5,337	39,454	13.5%	No
		Rio Hondo Community College	1	Full	Quintero	Andre	Governing Board Mbr Rio Hondo College	Yes	2	4,201	6,945	60.5%	Yes
					Siegrist	Dave	Educator	No	2	2,744	6,945	39.5%	No
			3	Full	Acosta-Salazar	Angela	Community College Instructor	No	2	6,840	9,960	68.7%	Yes
					Reyes	Louis R.	Legislative District Director	No	2	3,120	9,960	31.3%	No
			5	Full	Vasquez	Garry Couso	Police Chief/Educator	No	2	10,018	15,721	63.7%	Yes
		Rosemead Elementary		Full	Vasquez	Tom	Retired Business Consultant	No	2	5,703	15,721	36.3%	No
					Clark-Molina	Linda	Appointed Incumbent	Yes	4	1,923	5,750	33.4%	Yes
					McDonald	Dennis Scott	Retired Fire Chief	No	4	1,564	5,750	27.2%	Yes
					Macorro	Fred S.	Incumbent	Yes	4	1,158	5,750	20.1%	Yes
					Lyons	Charles "Chuck"	Appointed Governing Board Member	Yes	4	1,105	5,750	19.2%	No
		Rowland Unified		Full	Garcia	Gilbert G.	Incumbent	Yes	6	6,253	27,344	22.9%	Yes
					Hidalgo	Robert F.	Educator	No	6	5,233	27,344	19.1%	Yes
					Burt	Gloria	Appoint School Boardmember	Yes	6	4,718	27,344	17.3%	Yes
					Nieh	Judy	Incumbent	Yes	6	4,376	27,344	16.0%	No
					Romero	Mario D.	Business Owner/Instructor	No	6	3,853	27,344	14.1%	No
					Chang	Howard	Accountant	No	6	2,911	27,344	10.6%	No
					Freeman	Lee	Governing Board Member	Yes	4	3,591	13,248	27.1%	Yes
		San Gabriel Unified		Full	Menchaca	Denise	Accountant/Parent	No	4	3,556	13,248	26.8%	Yes
					Alvarado	Christina C.	Incumbent	Yes	4	3,360	13,248	25.4%	Yes
					Tcheng	Ken K.	Incumbent	Yes	4	2,741	13,248	20.7%	No
					Tichenor	Ernie	Incumbent	Yes	2	18,686	36,777	50.8%	Yes
		Santa Clarita Community College	1	Full	Kraut	Jonathan	Business Owner/Educator	No	2	18,091	36,777	49.2%	No
			3	Full	MacGregor	Joan Whaling	Incumbent	Yes	3	16,751	35,396	47.3%	Yes
					Todd	Theresa	Strategic Communication Advisor	No	3	15,621	35,396	44.1%	No
					Vitale	Ronald A.	Real Estate Broker	No	3	3,024	35,396	8.5%	No
		Saugus Union Elementary		Full	Umeck	Judy	Incumbent	Yes	4	10,561	28,394	37.2%	Yes
					de la Cerda	Paul	Hospital Grants Officer	No	4	6,845	28,394	24.1%	Yes
					Bryce	Douglas A.	Quality Assurance Engineer	No	4	6,750	28,394	23.8%	Yes
			Tazartes	Fredrick Paul	No Ballot Designation	No	4	4,238	28,394	14.9%	No		

TABLE 2.1 VOTE TOTALS FOR SCHOOL DISTRICT BOARD CANDIDATES BY COUNTY AND ELECTION DATE, 2005

COUNTY	DATE	SCHOOL DISTRICT	DIS-TRICT/ SEAT	TERM OF OFFICE	CANDIDATE'S LAST NAME	CANDIDATE'S FIRST NAME	CANDIDATE'S BALLOT DESIGNATION	IN- CUM BENT	NUMBER OF CAN- DIDATES	VOTES FOR CAN- DIDATE	TOTAL VOTES CAST ¹	PER- CENT OF VOTE	ELECTED
LOS ANGELES (continued)	11/8/2005	South Pasadena Unified		Full	Calvin Eggleston	Kris Ellen	Pediatric Association Director	No	8	3,587	18,855	19.0%	Yes
					Eilers	Don	Teacher	Yes	8	3,051	18,855	16.2%	Yes
					Godley	Elisabeth	Family Therapist	No	8	2,946	18,855	15.6%	Yes
					Dadourian	Tammy J.	Incumbent	Yes	8	2,818	18,855	14.9%	No
					Kutzer	Joseph "Joe"	Psychologist	No	8	2,293	18,855	12.2%	No
					Gerst	Pete	Businessman/Governing Board member	Yes	8	2,117	18,855	11.2%	No
					Otten	Harry W.	Educator/Administrator	No	8	1,728	18,855	9.2%	No
						Fred B.	Retired Contract Administrator	No	8	315	18,855	1.7%	No
		South Whittier Elementary		Full	Macias	Sylvia V.	Incumbent	Yes	5	1,652	6,854	24.1%	Yes
					Pacheco	Deborah L.	Incumbent	Yes	5	1,628	6,854	23.8%	Yes
					Avila	Layla	Educational Consultant	No	5	1,618	6,854	23.6%	Yes
					Schneider	Tim	Incumbent	Yes	5	1,164	6,854	17.0%	No
					Redman	L. H. "Butch"	Businessman/Educator	No	5	792	6,854	11.6%	No
		Temple City Unified		Full	Walker	Joe	Sheriff 's Crime Analyst	No	3	3,196	9,230	34.6%	Yes
					Smith	Matt W.	Incumbent	Yes	3	3,110	9,230	33.7%	Yes
					Chen	Ed	Appointed Incumbent	Yes	3	2,924	9,230	31.7%	No
		Torrance Unified		Full	Ernst	Micheal P.	University Professor	No	8	12,851	70,004	18.4%	Yes
					Muratsuchi	Al	Deputy Attorney General	No	8	12,191	70,004	17.4%	Yes
					Steffen	Mark	Teacher/Parent	No	8	10,358	70,004	14.8%	Yes
					Bonanno	Joseph F. "Joe"	School Board member/Professor	Yes	8	10,234	70,004	14.6%	No
					Hemingway	Steve A.	Businessman/Parent	No	8	8,387	70,004	12.0%	No
					Wright	Melissa	Community Volunteer	No	8	8,238	70,004	11.8%	No
					Toti	Rachelle W.	Parent	No	8	3,907	70,004	5.6%	No
					Delurgio	James E.	Businessman	No	8	3,838	70,004	5.5%	No
		Victor Valley Community College ¹³		Full	Nelson	Donald F.	Retired Educator	No	6	12	54	22.2%	Yes
					Dutter	Annette	Business Woman	No	6	11	54	20.4%	Yes
					Henderson	Dennis	Incumbent	Yes	6	9	54	16.7%	Yes
					Andrews	Al	Retired Superintendent	No	6	8	54	14.8%	No
					Underhill	Bettye	Incumbent	Yes	6	8	54	14.8%	No
					Larson	Ken	School Administrator/Contractor	No	6	6	54	11.1%	No
		Walnut Valley Unified		Full	Hall	Helen M.	Governing Board Member	Yes	6	5,839	25,022	23.3%	Yes
					Ruiz	Cindy	Governing Board Member	Yes	6	5,722	25,022	22.9%	Yes
					Lyons	Nancy A.	College Educator	No	6	4,923	25,022	19.7%	Yes
					Lee	Anyork	Incumbent	Yes	6	4,404	25,022	17.6%	No
					Milton	Janet M.	Educator	No	6	2,282	25,022	9.1%	No
					Armijo	Michael	Editor	No	6	1,852	25,022	7.4%	No

¹³Multiple county school district. Results for San Bernardino county are reported separately.

TABLE 2.1 VOTE TOTALS FOR SCHOOL DISTRICT BOARD CANDIDATES BY COUNTY AND ELECTION DATE, 2005

COUNTY	DATE	SCHOOL DISTRICT	DIS-TRICT/ SEAT	TERM OF OFFICE	CANDIDATE'S LAST NAME	CANDIDATE'S FIRST NAME	CANDIDATE'S BALLOT DESIGNATION	IN- CUM BENT	NUMBER OF CAN- DIDATES	VOTES FOR CAN- DIDATE	TOTAL VOTES CAST ¹	PER- CENT OF VOTE	ELECTED
LOS ANGELES (continued)	11/8/2005	West Covina Unified		Full	Fuller	George S.	Governing Board Member	Yes	3	5,535	14,020	39.5%	Yes
					Shemaker	Jessica	Paralegal	No	3	4,370	14,020	31.2%	Yes
					Wilkins	Forrest E.	Incumbent	Yes	3	4,115	14,020	29.4%	No
		Westside Elementary	Full	Curiel	John K.	Law Enforcement Officer	No	6	5,670	26,978	21.0%	Yes	
				Jones	Linda	Parent/Educator/Businesswoman	No	6	5,151	26,978	19.1%	Yes	
				Sodergren	Joan C.	Parent	No	6	4,786	26,978	17.7%	Yes	
				Lebeau	Christine	Incumbent	Yes	6	4,721	26,978	17.5%	No	
				Demarzio	Steven P.	Parent/Engineer/Manager	No	6	3,777	26,978	14.0%	No	
				Cramer	J. P. "Paul"	Retired School Employee	No	6	2,873	26,978	10.6%	No	
		Whitter City Elementary	Full	Gonzalez	Javier	Incumbent	Yes	4	6,410	22,797	28.1%	Yes	
				Aceves	Efrain	Deputy District Attorney	No	4	5,824	22,797	25.5%	Yes	
				Small	Linda	Parent/Business Owner	No	4	5,295	22,797	23.2%	Yes	
				Henderson	Ken	Incumbent	Yes	4	5,268	22,797	23.1%	No	
		Whitter Union High	Full	Morales	Alex R.	School Trustee/Educator	Yes	4	24,818	71,771	34.6%	Yes	
				Baird	Jeff	Attorney/School Trustee	Yes	4	19,158	71,771	26.7%	Yes	
				Anderson	Leighton	School Trustee/Attorney	Yes	4	18,218	71,771	25.4%	Yes	
				Beelner	Brian	Financial Accountant	No	4	9,577	71,771	13.3%	No	
		William S. Hart Union High	Full	Hanrion	Patricia	Incumbent	Yes	8	18,841	95,973	19.6%	Yes	
				Strickland	Paul B.	Incumbent	Yes	8	18,802	95,973	19.6%	Yes	
				King	Dennis V.	Governing Board Member/CPA	Yes	8	17,261	95,973	18.0%	Yes	
				Messina	Joe	Small Business Owner	No	8	14,569	95,973	15.2%	No	
				Herskovitz	Steven J.	Chief Financial Officer	No	8	9,659	95,973	10.1%	No	
				Ellis, Jr.	Philip C.	Corporate Counsel	No	8	6,403	95,973	6.7%	No	
				Johnstone	Tyler	No Ballot Designation	No	8	5,732	95,973	6.0%	No	
				Markovich	Danny Douglas	Business Owner	No	8	4,706	95,973	4.9%	No	
		Wiseburn Elementary	Full	Kaneda	Joanne L.	Incumbent	Yes	4	1,596	5,439	29.3%	Yes	
				Mora	Israel A.	Governing Board Member	Yes	4	1,584	5,439	29.1%	Yes	
				Martinez	Nelson Edward	Appointed Incumbent	Yes	4	1,390	5,439	25.6%	Yes	
				Hartnell	Thomas H. G.	Proposal Manager	No	4	869	5,439	16.0%	No	
		MADERA	11/8/2005	Chawanakee Unified	Full	McDougald	James	Firefighter	No	5	1,059	3,256	32.5%
Hutchens	Jessie					Ranch Manager	No	5	985	3,256	30.3%	Yes	
Owen	Robert					Retired Educator	No	5	617	3,256	18.9%	No	
Kern	Sue					Court Research Attorney	No	5	484	3,256	14.9%	No	
Collinsworth	Earl Bryan					Retail-Sales	No	5	111	3,256	3.4%	No	
West Hills Community College ¹⁴	Full			Oxborrow	Nina D.	Incumbent	Yes	2	71	87	81.6%	Yes	
				Jaurena	Michael Frank	Consultant	No	2	16	87	18.4%	No	

¹⁴Multiple county school district. Results for Fresno, Kings, Monterey, and San Benito counties are reported separately.

TABLE 2.1 VOTE TOTALS FOR SCHOOL DISTRICT BOARD CANDIDATES BY COUNTY AND ELECTION DATE, 2005

COUNTY	DATE	SCHOOL DISTRICT	DIS-TRICT/ SEAT	TERM OF OFFICE	CANDIDATE'S LAST NAME	CANDIDATE'S FIRST NAME	CANDIDATE'S BALLOT DESIGNATION	IN- CUM- BENT	NUMBER OF CAN- DIDATES	VOTES FOR CAN- DIDATE	TOTAL VOTES CAST ¹	PER- CENT OF VOTE	ELECTED
MADERA (continued)	11/8/2005	Yosemite/Coarsegold Joint Unified ^{15 P}		Full	Pike	Priscilla	School Board Trustee	No	11	3,797	32,523	11.7%	Yes
					Schoonard	Gregory T.	School Board Trustee	No	11	3,510	32,523	10.8%	Yes
					Wilder	Christine	School Board Trustee	No	11	3,466	32,523	10.7%	Yes
					Reynolds	John E.	School Board Trustee/ Engineer	No	11	3,438	32,523	10.6%	Yes
					Moulin	Monika Young	Church Music Director	No	11	3,122	32,523	9.6%	Yes
					Bucheger	Ron	School Board Trustee	No	11	3,028	32,523	9.3%	No
					Hutchings	Karen	School Board Trustee	No	11	3,024	32,523	9.3%	No
					Burrow	Dan	Businessman	No	11	2,793	32,523	8.6%	No
					Allcock	Thomas	Educator	No	11	2,525	32,523	7.8%	No
					Olson	Linda L.	School Board Trustee	No	11	2,320	32,523	7.1%	No
					McSwain	Bert	Retired Division Analyst	No	11	1,500	32,523	4.6%	No
MARIN	11/8/2005	Dixie Elementary		Full	Morrin	L. Armstrong	Incumbent	Yes	4	5,242	17,040	30.8%	Yes
					Schott	Mark A.	Father, Financial Advisor	No	4	4,814	17,040	28.3%	Yes
					Abbott	Bruce	Business Owner	No	4	3,883	17,040	22.8%	Yes
					Winnick	Frieda Zolan	Educator, Paralegal	No	4	3,069	17,040	18.0%	No
		Kentfield Elementary		Full	Grellman	Jennifer S.	Parent, Businesswoman	No	5	2,785	10,028	27.8%	Yes
					Kauffman	Juli	School Volunteer	No	5	2,572	10,028	25.6%	Yes
					Roenisch	Cynthia C.	Mother	No	5	2,292	10,028	22.9%	Yes
					Felder	Andrew	Businessman	No	5	1,585	10,028	15.8%	No
					McKenna	Ross	Realtor	No	5	778	10,028	7.8%	No
		Lagunitas Elementary		Full	Giacomini	Susi	Homemaker	No	6	1,162	3,832	30.3%	Yes
					O'Connor	Kelly	Incumbent	Yes	6	802	3,832	20.9%	Yes
					O'Brien	Stephanie A.	Incumbent	Yes	6	745	3,832	19.4%	Yes
					Strasen	Carl	Legal Assistant	No	6	601	3,832	15.7%	No
					Bice	Ed	Parent, Non Profit Director	No	6	300	3,832	7.8%	No
					Krotky	Chris T.	Parent, Music Producer	No	6	203	3,832	5.3%	No
		Larkspur Elementary		Full	Bonny	Monica E.	Homemaker	No	4	2,939	9,537	30.8%	Yes
					Blatt	Sally Stocks	Incumbent	Yes	4	2,662	9,537	27.9%	Yes
					Friedricks	Bruce A.	Business Development Director	No	4	2,622	9,537	27.5%	Yes
					Von Glasenapp	Bernt	Insurance Agent, Entrepreneur	No	4	1,276	9,537	13.4%	No
		Marin Community College		Full	Dolan	Barbara J.	Incumbent	Yes	4	53,958	166,338	32.4%	Yes
					Treanor	Wanden P.	Incumbent	Yes	4	50,827	166,338	30.6%	Yes
					Brockbank	Greg	Incumbent	Yes	4	50,217	166,338	30.2%	Yes
					Romanowsky	Peter C.	Minister, Entertainer	No	4	10,543	166,338	6.3%	No
		Novato Unified		Full	Treppa	Jennifer	Parent, Instructional Aide	No	4	12,266	39,738	30.9%	Yes
					Schwarze	Leslie P.	Incumbent	Yes	4	9,630	39,738	24.2%	Yes
					Knell	Derek	Local Business Owner	No	4	8,914	39,738	22.4%	Yes
					King	William F.	Incumbent	Yes	4	8,810	39,738	22.2%	No

TABLE 2.1 VOTE TOTALS FOR SCHOOL DISTRICT BOARD CANDIDATES BY COUNTY AND ELECTION DATE, 2005

COUNTY	DATE	SCHOOL DISTRICT	DIS-TRICT/ SEAT	TERM OF OFFICE	CANDIDATE'S LAST NAME	CANDIDATE'S FIRST NAME	CANDIDATE'S BALLOT DESIGNATION	IN- CUM BENT	NUMBER OF CAN- DIDATES	VOTES FOR CAN- DIDATE	TOTAL VOTES CAST ¹	PER- CENT OF VOTE	ELECTED					
<i>¹⁵Multiple county school district. Results for Mariposa county are reported separately. ^PProposed school district.</i>																		
MARIN (continued)	11/8/2005	Reed Union Elementary		Full	Jacks	Teri	Reed Union School District Trustee	No	4	3,140	10,546	29.8%	Yes					
					Mavromihalis	Vickie	Reed Union School District Trustee	No	4	2,807	10,546	26.6%	Yes					
					Boyce	Merrill	Incumbent	Yes	4	2,597	10,546	24.6%	Yes					
					Osher	William David	Financial Adviser	No	4	1,980	10,546	18.8%	No					
		Ross Valley Elementary		Full	Thompson	Jeanne	Retired Educator	No	4	4,520	14,846	30.4%	Yes					
					Feiner	Gina P.	Registered Nurse	No	4	3,577	14,846	24.1%	Yes					
					Polland	W. Lee	Incumbent	Yes	4	3,452	14,846	23.3%	No					
					Stevenson	Wade	Appointed Incumbent	Yes	4	3,272	14,846	22.0%	No					
		Shoreline Unified ¹⁶		Full	Hope	Madeline Nieto	Educator, Artist	No	5	938	2,774	33.8%	Yes					
					Kehoe	Timothy John	Incumbent	Yes	5	874	2,774	31.5%	Yes					
					Kellog	Jeffery James	Business Owner	No	5	506	2,774	18.2%	No					
					Torres	Phillip J.	Police Officer	No	5	245	2,774	8.8%	No					
					Bramswig	Christian	No Ballot Designation	No	5	200	2,774	7.2%	No					
		MARIPOSA	11/8/2005	Yosemite/Coarsegold Joint Unified ^{17 P}		Full	Reynolds	John E.	School Trustee, Engineer	No	11	39	254	15.4%	Yes			
							Moulin	Monika Young	Church Music Director	No	11	36	254	14.2%	Yes			
							Allcock	Thomas	Educator	No	11	26	254	10.2%	Yes			
Pike	Priscilla						School Board Trustee	No	11	25	254	9.8%	Yes					
Bucheger	Ron						School Board Trustee	No	11	24	254	9.4%	Yes					
Schoonard	Gregory T.						School Board Trustee	No	11	21	254	8.3%	No					
Olson	Linda L.						School Board Trustee	No	11	20	254	7.9%	No					
Burrow	Dan						Businessman	No	11	19	254	7.5%	No					
Hutchings	Karen						School Board Trustee	No	11	18	254	7.1%	No					
Wilder	Christine						School Board Trustee	No	11	15	254	5.9%	No					
McSwain	Bert						Retired Division Analyst	No	11	11	254	4.3%	No					
MENDOCINO	11/8/2005						Mendocino County Office of Education ¹⁸	1	Full	Nikerman	Ed	Incumbent	Yes	2	3,420	4,296	79.6%	Yes
										Rickel	Jimmy	Human Service Consultant	No	2	876	4,296	20.4%	No
		2	Full	Holtkamp	Madelin	Economic Developer		No	2	1,774	3,182	55.8%	Yes					
				Zachlod	Craig	Education/Management Consultant		No	2	1,408	3,182	44.2%	No					
		5	Full	Alterman	Nice	Incumbent		Yes	2	2,463	4,436	55.5%	Yes					
				Schaeffer	Micheal	Mendocino USD Trustee		No	2	1,973	4,436	44.5%	No					
		6	Full	Zucker	Diane	Teacher		No	3	11,513	20,853	55.2%	Yes					
				Daniels	Jack	County Board Trustee		No	3	7,414	20,853	35.6%	No					
				Swan	Cindy	Local Newspaper Owner		No	3	1,926	20,853	9.2%	No					
				Wylie	David M.	Incumbent		Yes	2	1,146	2,094	54.7%	Yes					
		Mendocino Unified		Full	Abell	Zomala		Educator	No	2	948	2,094	45.3%	No				

¹⁶Multiple county school district. Results for Sonoma county are reported separately

¹⁷Multiple county school district. Results for Madera county are reported separately. ^PProposed school district.

¹⁸Multiple county school district. Results for Sonoma county are reported separately.

TABLE 2.1 VOTE TOTALS FOR SCHOOL DISTRICT BOARD CANDIDATES BY COUNTY AND ELECTION DATE, 2005

COUNTY	DATE	SCHOOL DISTRICT	DIS- TRICT/ SEAT	TERM OF OFFICE	CANDIDATE'S LAST NAME	CANDIDATE'S FIRST NAME	CANDIDATE'S BALLOT DESIGNATION	IN- CUM BENT	NUMBER OF CAN- DIDATES	VOTES FOR CAN- DIDATE	TOTAL VOTES CAST ¹	PER- CENT OF VOTE	ELECTED
MENDOCINO (continued)	11/8/2005	Mendocino-Lake Community College ¹⁹	2	Full	Eschenbach	Dick	Retired Engineer	No	2	9,370	13,396	69.9%	Yes
					MacLetich	Larry	Professor	No	2	4,026	13,396	30.1%	No
			5	Full	Chaniot	Janet	Incumbent	Yes	2	8,177	12,950	63.1%	Yes
					Parker	Robert V. "Bob"	Civil Engineer	No	2	4,773	12,950	36.9%	No
			Round Valley Unified	Full	Home	Kelly L.	Incumbent	Yes	6	328	1,420	23.1%	Yes
					Jahr	Jean K.	Retired School Employee	No	6	308	1,420	21.7%	Yes
		Gore			Eric	Resident Deputy Sheriff	No	6	264	1,420	18.6%	Yes	
		Medel			Carol	Incumbent	Yes	6	193	1,420	13.6%	No	
		Gore			Stepheni L.	Homemaker	No	6	171	1,420	12.0%	No	
		Bryant			Esther "Deeter"	Incumbent	Yes	6	156	1,420	11.0%	No	
		Ukiah Unified-South Area	Full	Engstrom	Naomi	Retired Educator	No	2	5,643	8,371	67.4%	Yes	
				Fiblen	Bruce	Incumbent	Yes	2	2,728	8,371	32.6%	No	
		Willets Unified	Full	Jack	Bill	Incumbent	Yes	5	2,408	7,826	30.8%	Yes	
				Kamoroff	Berbard B.	Business Owner/CPA	No	5	1,798	7,826	23.0%	Yes	
				Harper	Bob	Incumbent	Yes	5	1,764	7,826	22.5%	Yes	
				Tate	Patrick J.	Retired Artist	No	5	1,127	7,826	14.4%	No	
				Cronin	Robert	Package Car Driver	No	5	729	7,826	9.3%	No	
MERCED	11/8/2005	Atwater Elementary	Full	Dutra	Barbara A.	Incumbent	Yes	4	2,656	9,461	28.1%	Yes	
				Honey	Gloria	Educator	No	4	2,486	9,461	26.3%	Yes	
				Hundley	John A.	Instructor	No	4	2,296	9,461	24.3%	Yes	
				Billings	Kory	Appointed Incumbent	Yes	4	1,988	9,461	21.0%	No	
		Ballico-Cressey Elementary	Full	Nairn	Jana	Businesswomen/Parent	No	4	357	1,067	33.5%	Yes	
				Van Warmerdam	Paul	Educator/Farmer	No	4	325	1,067	30.5%	Yes	
				Moreda	Steven	Incumbent	Yes	4	297	1,067	27.8%	Yes	
				Morrow	Irene	Part Sales Woman	No	4	86	1,067	8.1%	No	
		El Nido Elementary	Full	Lewis	Anne Sliva	Teacher	No	5	87	336	25.9%	Yes	
				Montague	Jill Renee	Incumbent	Yes	5	76	336	22.6%	Yes	
				Erickson	Shannon	Incumbent	Yes	5	69	336	20.5%	Yes	
				Anderson	Micheal J.	Incumbent	Yes	5	64	336	19.0%	No	
				Lopes	Zelda	Employment/Training Worker	No	5	40	336	11.9%	No	
		Hilmar Unified	1	Full	Jones	Tim R.	Realtor/Local Businessman	No	2	1,250	1,731	72.2%	Yes
					Avilla	Cheryl	Contract Coordinator	No	2	477	1,731	27.6%	No
			2	Full	Wickstrom	Dale	Incumbent	Yes	3	1,053	2,952	35.7%	Yes
					Strom	Jeff	Incumbent	Yes	3	988	2,952	33.5%	Yes
					Edwards	Randy	Agricultural Appraiser/Broker	No	3	897	2,952	30.4%	No

¹⁹Multiple county school district. Results for Lake county are reported separately.

TABLE 2.1 VOTE TOTALS FOR SCHOOL DISTRICT BOARD CANDIDATES BY COUNTY AND ELECTION DATE, 2005

COUNTY	DATE	SCHOOL DISTRICT	DIS-TRICT/ SEAT	TERM OF OFFICE	CANDIDATE'S LAST NAME	CANDIDATE'S FIRST NAME	CANDIDATE'S BALLOT DESIGNATION	IN- CUM BENT	NUMBER OF CAN- DIDATES	VOTES FOR CAN- DIDATE	TOTAL VOTES CAST ¹	PER- CENT OF VOTE	ELECTED
MERCED (continued)	11/8/2005	Livingston Union Elementary		Full	Correia	Frank	Businessman/Contactor/Farmer	No	10	539	3,707	14.5%	Yes
					Kirihara	Kay	Retired Educator	No	10	497	3,707	13.4%	Yes
					Ruth	Susan Ann	Incumbent	Yes	10	493	3,707	13.3%	Yes
					Covarrubias	Margarita Fuentes	Teacher Preparation Supervisor	No	10	492	3,707	13.3%	No
					Loving	Jim	Retired	No	10	352	3,707	9.5%	No
					Castellanos	Frank	Incumbent	Yes	10	351	3,707	9.5%	No
					Espinoza	Rigo	Self Employed	No	10	313	3,707	8.4%	No
					Thiara	Mohani	Educator	No	10	240	3,707	6.5%	No
					de Jesus	Eldini	Educator	No	10	232	3,707	6.3%	No
					Varela	Daniel	Mill Supervisor	No	10	197	3,707	5.3%	No
Merced City Elementary				Full	Parker	Tom	Retired Educator	No	4	7,858	25,790	30.5%	Yes
					Cherf	Darrell	Incumbent	Yes	4	6,375	25,790	24.7%	Yes
					Jordan	Dennis Paul	Incumbent	Yes	4	6,261	25,790	24.3%	Yes
					Garcia	Juan	Educator/Administrator	No	4	5,248	25,790	20.3%	No
Merced River Union Elementary				Full	Pariera, Jr.	Lloyd	Incumbent	Yes	4	128	448	28.6%	Yes
					Sherman	Scot	Incumbent	Yes	4	125	448	27.9%	Yes
					Soares	George	Utility Worker	No	4	115	448	25.7%	Yes
					Ballenger	Bryan	School Administrator	No	4	79	448	17.6%	No
Merced Union High			1	Full	O'Neill	Tim	Appointed Incumbent	Yes	3	12,640	33,943	37.2%	Yes
					Johnson	Ida	Educator	No	3	11,709	33,943	34.5%	Yes
					Quigley	Cappi	Incumbent	Yes	3	9,494	33,943	28.0%	No
Planada Elementary				Full	Chavez	Amada	Community Health Advocate	No	5	284	1,187	23.9%	Yes
					Pino	Yolanda A.	Teachers Aide	No	5	281	1,187	23.7%	Yes
					Furey	Mary	Incumbent	Yes	5	244	1,187	20.6%	Yes
					Sanchez	Adrian	Incumbent	Yes	5	212	1,187	17.9%	No
					Flores	Victor S.	Businessman	No	5	163	1,187	13.7%	No
Snelling-Merced Falls Union Elementary				Full	Bauer	Robert	Farmer	No	3	111	268	41.4%	Yes
					Gray	Roberta	Appointed Incumbent	Yes	3	81	268	30.2%	Yes
					Latronica	Jason	Incumbent	Yes	3	71	268	26.5%	No
Turlock Joint Union High				Full	Hamilton	Eileen	No Ballot Designation	No	4	89	341	26.1%	Yes
					Renshaw	Felicia D.	Incumbent	Yes	4	89	341	26.1%	Yes
					La Velle	Timm	Incumbent	Yes	4	87	341	25.5%	Yes
					Muniz	Tami	Appointed Incumbent	Yes	4	69	341	20.2%	No
Weaver Union Elementary				Full	Clendenin	Thomas	Incumbent	Yes	4	734	2,350	31.2%	Yes
					McCrary	Carolyn	Fiscal Analyst	No	4	594	2,350	25.3%	Yes
					Dean	Derrick	Incumbent	Yes	4	524	2,350	22.3%	Yes
					Caravajal	Arnie	Appointed Incumbent	Yes	4	493	2,350	21.0%	No

TABLE 2.1 VOTE TOTALS FOR SCHOOL DISTRICT BOARD CANDIDATES BY COUNTY AND ELECTION DATE, 2005

COUNTY	DATE	SCHOOL DISTRICT	DIS- TRICT/ SEAT	TERM OF OFFICE	CANDIDATE'S LAST NAME	CANDIDATE'S FIRST NAME	CANDIDATE'S BALLOT DESIGNATION	IN- CUM BENT	NUMBER OF CAN- DIDATES	VOTES FOR CAN- DIDATE	TOTAL VOTES CAST ¹	PER- CENT OF VOTE	ELECTED
MERCED (continued)	11/8/2005	Winton Elementary		Full	Dusin	Corine	Incumbent	Yes	3	558	1,385	40.3%	Yes
					Sietsema	Anges	Incumbent	Yes	3	463	1,385	33.4%	Yes
					Lozano	Henry	Business Owner	No	3	353	1,385	25.5%	No
MODOC		No School District Contests											
MONO		No School District Contests											
MONTEREY	11/8/2005	Alisal Union Elementary	2	Full	Karnes	Gary	Alisal School Trustee	No	3	1,402	2,255	62.2%	Yes
					Jimenez	Reyna	Parent, Housewife, Volunteer	No	3	468	2,255	20.8%	No
					Vigil	Jorge R.	Correctional Officer, Volunteer	No	3	385	2,255	17.1%	No
		Bradley Union Elementary	4	Full	Ruiz-Gilpas	Guadalupe	Appointed Incumbent	Yes	2	407	628	64.8%	Yes
					Diaz	Jesus	Retail, Community Activist	No	2	221	628	35.2%	No
					Avila	Dee Dee	Incumbent	Yes	5	55	230	23.9%	Yes
					Vicente	Meth	Incumbent	Yes	5	54	230	23.5%	Yes
		Carmel Unified	Full	Smith	Scott	Teacher	No	5	53	230	23.0%	Yes	
				Ryan	Matthew	Telecommunication Consultant	No	5	41	230	17.8%	No	
				Duby	Karen Jean	Incumbent	Yes	5	27	230	11.7%	No	
				Given, II	Howard C.	Incumbent	Yes	4	5,501	16,437	33.5%	Yes	
				Hightower	Dan	Incumbent	Yes	4	4,648	16,437	28.3%	Yes	
		Chualar Union Elementary	Full	Leader	Lewis A.	Public Relations, Media Consultant	No	4	3,654	16,437	22.2%	No	
				Kreitman	Richard	Financial Consultant, Cert. Financial Planner	No	4	2,634	16,437	16.0%	No	
				Ponce	Anabelia	Associate Teacher	No	3	122	315	38.7%	Yes	
		Gonzales Unified	Full	Manriquez	Rosa	Incumbent	Yes	3	113	315	35.9%	Yes	
				Hunt	Rocio Gonzalez	Appoint Incumbent	Yes	3	80	315	25.4%	No	
				Rios	Eva	Incumbent	Yes	5	876	3,453	25.4%	Yes	
				Francioni	Wendy C.	Incumbent	Yes	5	766	3,453	22.2%	Yes	
				Dominguez	Gabriel	Community Advocate	No	5	711	3,453	20.6%	Yes	
Greenfield Union Elementary	Full	Avalos	Danny F.	Mortgage Broker	No	5	631	3,453	18.3%	No			
		Ramirez	Monica Ann	Realtor	No	5	469	3,453	13.6%	No			
		Magallon	Chris	Incumbent	Yes	5	760	2,870	26.5%	Yes			
		Vasquez	Jose	Retired Community Member	No	5	606	2,870	21.1%	Yes			
		Dake	Paul E.	Incumbent	Yes	5	564	2,870	19.7%	Yes			
Hartnell Community College ²⁰	5	Full	Rivera	Angel H.	Administrator	No	5	563	2,870	19.6%	No		
			Dyels	Joel A.	Retired Vocational Manager	No	5	377	2,870	13.1%	No		
			Scheidauer	Kari	Quality Control Manager	No	3	897	2,596	34.6%	Yes		
	7	Full	Montemayor	Ray	Public Works Employee	No	3	861	2,596	33.2%	No		
			Salazar, Jr.	Aurelio	Monterey County Planning Commissioner	No	3	838	2,596	32.3%	No		
			Rice	Brad	Farming	Yes	3	2,125	4,009	53.0%	Yes		
Castillo	Maria Angelica	Parent, Program Supervisor	No	3	1,562	4,009	39.0%	No					

TABLE 2.1 VOTE TOTALS FOR SCHOOL DISTRICT BOARD CANDIDATES BY COUNTY AND ELECTION DATE, 2005

COUNTY	DATE	SCHOOL DISTRICT	DIS-TRICT/ SEAT	TERM OF OFFICE	CANDIDATE'S LAST NAME	CANDIDATE'S FIRST NAME	CANDIDATE'S BALLOT DESIGNATION	IN- CUM BENT	NUMBER OF CAN- DIDATES	VOTES FOR CAN- DIDATE	TOTAL VOTES CAST ¹	PER- CENT OF VOTE	ELECTED
					Davis	Lisa Tirado	Businesswoman	No	3	322	4,009	8.0%	No
<i>²⁰Multiple county school district. Results for San Benito county are reported separately.</i>													
MONTEREY (continued)	11/8/2005	King City Joint Union High ²¹		Full	Tavernetti	Rita	Realtor	No	4	2,355	8,085	29.1%	Yes
					Taylor	William C.	Incumbent	Yes	4	2,114	8,085	26.1%	Yes
					Riehl	Ronald M.	Father, Manufacturing Consultant	No	4	1,923	8,085	23.8%	Yes
					Lopez	Margarita Irma Lopez	Food Clerk	No	4	1,693	8,085	20.9%	No
		King City Union Elementary		Full	Casey	Holly	Incumbent	Yes	4	1,310	4,208	31.1%	Yes
					Gomez	Aurora T.	Incumbent	Yes	4	1,079	4,208	25.6%	Yes
					Oetting	Barba E.	Incumbent	Yes	4	970	4,208	23.1%	Yes
					Bluff	Jonathan Michael	High School Teacher	No	4	849	4,208	20.2%	No
		Monterey Peninsula Community College		Full	Tunney	Jim	Educator, Author, Formal NFL Referee	Yes	3	23,020	52,734	43.7%	Yes
					Infelise	Robert	Educator	Yes	3	18,039	52,734	34.2%	Yes
					Ognyanovich	Kathrina	Educator, Software Developer	No	3	11,675	52,734	22.1%	No
		Monterey Peninsula Unified	2	Full	Lusk	Bettye L.	Retired Educator	No	6	2,380	10,754	22.1%	Yes
					Rucker	Helen B.	Community Advocate	No	6	2,376	10,754	22.1%	Yes
					Gramespacher	Derbra G.	Parent Volunteer, Software Engineer	No	6	1,854	10,754	17.2%	No
					Foss	Resa	Teacher	Yes	6	1,672	10,754	15.5%	No
					Leboeuf	Shanda	Independent Consultant	Yes	6	1,436	10,754	13.4%	No
					Maganares	Leo	Parent, Educator	No	6	1,036	10,754	9.6%	No
			3	Full	Lauterbach	Regena	Retired Educator	Yes	2	3,302	6,081	54.3%	Yes
					Grahman	Richard B.	Parent, Professor, Business	No	2	2,779	6,081	45.7%	No
		Salinas Union High	1	Full	Reavis	Jim	Incumbent	Yes	2	2,784	4,038	68.9%	Yes
					Ocampo	Robert V.	Mortgage Broker	No	2	1,254	4,038	31.1%	No
			5	Full	Serna-Bonetti	Margaret M.	Community Leader, Advocate	No	2	1,418	2,762	51.3%	Yes
					Ocampo	Sandra V.	Incumbent	Yes	2	1,344	2,762	48.7%	No
		Santa Rita Union Elementary		Full	Keiser	Meri	Classified Personal Officer, Appt. Incumbent	Yes	4	1,938	7,393	26.2%	Yes
					Stagner	Chuck	Teacher	No	4	1,876	7,393	25.4%	Yes
					Arellano	Elva L.	Teacher, Reading Coach	Yes	4	1,841	7,393	24.9%	Yes
					Vargas	Perry F.	Engineer	Yes	4	1,738	7,393	23.5%	No
		Soledad Unified		Full	Francioni	Marcelene	Incumbent	Yes	3	840	1,726	48.7%	Yes
					Ledesma	Gloria Vasquez	Realtor Broker	No	3	711	1,726	41.2%	No
					Ordunez	John	City Planning Commissioner	No	3	175	1,726	10.1%	No
		West Hills Community College ²²	1	Full	Oxborrow	Nina D.	Incumbent	Yes	2	6,323	9,104	69.5%	Yes
					Jaurena	Michael Frank	Consultant	No	2	2,666	9,104	29.3%	No

²¹Multiple county school district. Results for San Benito county are reported separately.

²²Multiple county school district. Results for Fresno, Kings, Madera, and San Benito counties are reported separately.

TABLE 2.1 VOTE TOTALS FOR SCHOOL DISTRICT BOARD CANDIDATES BY COUNTY AND ELECTION DATE, 2005

COUNTY	DATE	SCHOOL DISTRICT	DIS-TRICT/ SEAT	TERM OF OFFICE	CANDIDATE'S LAST NAME	CANDIDATE'S FIRST NAME	CANDIDATE'S BALLOT DESIGNATION	IN- CUM BENT	NUMBER OF CAN- DIDATES	VOTES FOR CAN- DIDATE	TOTAL VOTES CAST ¹	PER- CENT OF VOTE	ELECTED		
NAPA	11/8/2005	Fairfield-Suisun Unified ²³		Full	Gaut	David	Retired Educator	No	5	53	180	29.4%	Yes		
					Griffin	Anne M.	Parent, Educator	No	5	41	180	22.8%	Yes		
					Mallon	Barbara D.	Incumbent	Yes	5	31	180	17.2%	Yes		
					Wood	Charles B.	CPA, School Trustee	No	5	29	180	16.1%	No		
					Curtis	Steven P.	Photographer, Welder	No	5	26	180	14.4%	No		
NEVADA	No School District Contests														
ORANGE	No School District Contests														
PLACER	11/8/2005	Center Joint Unified ^{24 R}	1	Short	Friedman	Matt	University Instructor/Rabbi	No	2	89	136	65.4%	Yes		
					Cavazos	Ernest	Information Technology Manager	No	2	47	136	34.6%	No		
			2	Short	Blenner	Gary N.	Teacher	No	3	56	131	42.7%	Yes		
					Wilson	Donald E.	Veterans Consultant/Parent	No	3	53	131	40.5%	No		
		Echeverria	Ed	Manger/Parent	No	3	22	131	16.8%	No					
PLUMAS	No School District Contests														
RIVERSIDE	11/8/2005	Alvord Unified		Full	Perez	Jose Luis	Incumbent	Yes	6	5,973	28,499	21.0%	Yes		
					Kraft	Gregory "Greg"	Incumbent	Yes	6	5,379	28,499	18.9%	Yes		
					Naameh	Rose	Mother, Business Owner	No	6	5,351	28,499	18.8%	Yes		
					McKelroy	Mike	Incumbent	Yes	6	4,610	28,499	16.2%	No		
					Gasca	Mike	College Student, Businessman	No	6	3,980	28,499	14.0%	No		
					Stanfield	D. Starr	Civil Engineer	No	6	3,141	28,499	11.0%	No		
		Banning Unified		Full	Silverman	Alice	Incumbent	Yes	3	2,706	6,738	40.2%	Yes		
					Teague	Pelton	Incumbent	Yes	3	2,326	6,738	34.5%	Yes		
					Phil	Kathy	Customer Service Representative	No	3	1,672	6,738	24.8%	No		
		Mt. San Jacinto Community College		3	Full	Schlange	Gwendolyn E.	Retired Teacher, Trustee	Yes	2	12,654	22,234	56.9%	Yes	
						Bragg	John	Math/ Science Teacher	No	2	9,514	22,234	42.8%	No	
		Murrieta Valley Unified		Full	4	Full	Motte	Ann	Incumbent	Yes	2	9,223	18,071	51.0%	Yes
							Clary	Patricia "Pat"	Director Resource Development	No	2	8,780	18,071	48.6%	No
							Thomasian	Kris	Incumbent	Yes	8	6,720	31,374	21.4%	Yes
							Crist	Robin J.	Businesswoman	No	8	6,558	31,374	20.9%	Yes
				Wells, Jr.	John W.	Pastor, Teacher	No	8	6,210	31,374	19.8%	No			
				Hanny	Jaqueline	Teacher	No	8	3,836	31,374	12.2%	No			
				Ackerman	Richard D.	Attorney At Law	No	8	3,583	31,374	11.4%	No			
				Jederberg	Sheree A.	Educational Research Consultant	No	8	2,376	31,374	7.6%	No			
				Fletcher	Jan	Business Owner	No	8	1,577	31,374	5.0%	No			
		Haupt	Wyatt D.	Market Researcher	No	8	475	31,374	1.5%	No					

²³Multiple county school district. Results for Solano county are reported separately.

²⁴Multiple county school district. Results for Sacramento county are reported separately. ^RTo be elected if recall measure passes.

TABLE 2.1 VOTE TOTALS FOR SCHOOL DISTRICT BOARD CANDIDATES BY COUNTY AND ELECTION DATE, 2005

COUNTY	DATE	SCHOOL DISTRICT	DIS- TRICT/ SEAT	TERM OF OFFICE	CANDIDATE'S LAST NAME	CANDIDATE'S FIRST NAME	CANDIDATE'S BALLOT DESIGNATION	IN- CUM BENT	NUMBER OF CAN- DIDATES	VOTES FOR CAN- DIDATE	TOTAL VOTES CAST ¹	PER- CENT OF VOTE	ELECTED		
RIVERSIDE (continued)	11/8/2005	Palm Springs Unified		Full	Blake	Justin	Teacher	No	5	15,801	65,172	24.2%	Yes		
					Shoenberger	Meredith "Meredy"	Incumbent	Yes	5	15,214	65,172	23.3%	Yes		
					Jeandron	Gary	Appointed Incumbent	Yes	5	13,069	65,172	20.1%	Yes		
					Klatchko	Kira L.	Attorney	No	5	11,387	65,172	17.5%	No		
					Ahlers	Debra Kay	Public Relations Manager	No	5	9,474	65,172	14.5%	No		
		Palo Verde Community College ²⁵	Full	Birdsong	Debbie	Incumbent	Yes	4	2,006	7,200	27.9%	Yes			
				Arneson	Francis "Ted"	Incumbent	Yes	4	1,941	7,200	27.0%	Yes			
				Burton	Samuel	Governing Board Member	No	4	1,684	7,200	23.4%	Yes			
				Edmond	Lincoln	Incumbent	Yes	4	1,557	7,200	21.6%	No			
		Palo Verde Unified	Full	Shipley	Jim	Appointed Incumbent	Yes	5	1,538	5,457	28.2%	Yes			
				Guith	Norman	Incumbent	Yes	5	1,217	5,457	22.3%	Yes			
				Tejeda	Francisco J.	Physician	No	5	1,029	5,457	18.9%	No			
				Tejeda	Valentina Gwinnup	Businesswoman	No	5	932	5,457	17.1%	No			
				Kisilewicz	Mike	Retired Teacher	No	5	738	5,457	13.5%	No			
		Perris Elementary	Full	Martin	Monica	Incumbent	Yes	4	2,337	7,283	32.1%	Yes			
				Pinero	Raymond	Incumbent	Yes	4	1,926	7,283	26.4%	Yes			
				Zschokke	Shirley	Incumbent	Yes	4	1,714	7,283	23.5%	Yes			
				Eades	Mark	Sales Representative	No	4	1,286	7,283	17.7%	No			
		Perris Union High	Full	Twyman	Carolyn	Parent, Retired Teacher	No	5	10,892	35,165	31.0%	Yes			
				Hulstrom	William "Bill"	Retired Teacher	No	5	8,755	35,165	24.9%	Yes			
				Denver	John V.	Incumbent	Yes	5	6,802	35,165	19.3%	No			
				Busch	Barry R.	Incumbent	Yes	5	5,375	35,165	15.3%	No			
				Pinero	Virgina "Ginger"	Systems Administrator	No	5	3,296	35,165	9.4%	No			
		Riverside Unified	Full	Beaty	Charles "Chuck"	Retired Educator, Councilman	No	6	20,169	70,803	28.5%	Yes			
				Allavie	Kathy Y.	Community Volunteer	No	6	18,649	70,803	26.3%	Yes			
				Murray	Arthur	Educator, School Administrator	No	6	9,526	70,803	13.5%	No			
				Douglas	Tracey Bouwens	Teacher	No	6	8,624	70,803	12.2%	No			
				Nocella	Jana	Parent	No	6	8,228	70,803	11.6%	No			
				Dudley, Jr.	Ralph C.	Educator	No	6	5,441	70,803	7.7%	No			
		Romoland Elementary	Full	Reller	Gerard "Gary"	Middle School Teacher	No	5	1,496	4,911	30.5%	Yes			
				Bohn	Cindy	Incumbent	Yes	5	1,206	4,911	24.6%	Yes			
				Hale	Randy L.	Project Manager	No	5	974	4,911	19.8%	Yes			
				Wilking-Gervais	Christina M.	Receptionist	No	5	722	4,911	14.7%	No			
				Soria	Charles J. "Chuck"	No Ballot Designation	No	5	504	4,911	10.3%	No			
		SACRAMENTO	11/8/2005	Center Joint Unified ^{26 R}	1	Short	Wilson	Donald E.	Parent, Veterans Consultant	No	3	2,027	4,246	47.7%	Yes
							Blenner	Gary N.	Teacher	No	3	1,314	4,246	30.9%	No
							Echeverria	Ed	Parent, Manager	No	3	892	4,246	21.0%	No

TABLE 2.1 VOTE TOTALS FOR SCHOOL DISTRICT BOARD CANDIDATES BY COUNTY AND ELECTION DATE, 2005

COUNTY	DATE	SCHOOL DISTRICT	DIS-TRICT/ SEAT	TERM OF OFFICE	CANDIDATE'S LAST NAME	CANDIDATE'S FIRST NAME	CANDIDATE'S BALLOT DESIGNATION	IN- CUM BENT	NUMBER OF CAN- DIDATES	VOTES FOR CAN- DIDATE	TOTAL VOTES CAST ¹	PER- CENT OF VOTE	ELECTED
SACRAMENTO	11/8/2005		2	Short	Friedman	Matt	University Instructor, Rabbi	No	2	2,483	4,081	60.8%	Yes
(continued)					Cavasos	Ernest	Information Technology Manager	No	2	1,574	4,081	38.6%	No
SAN BENITO	11/8/2005	Hartnell Community College ²⁷	7	Full	Rice	Brad	Incumbent	Yes	3	36	47	76.6%	Yes
					Castillo	Maria Angelica	Program Supervisor/Parent	No	3	7	47	14.9%	No
					Davis	Lisa Tirado	Businesswomen	No	3	4	47	8.5%	No
		King City Joint Union High ²⁸		Full	Tavernetti	Rita	Realtor	No	4	41	109	37.6%	Yes
					Taylor	William C.	Incumbent	Yes	4	34	109	31.2%	Yes
					Riehl	Ronald M.	Manufacturing Consultant	No	4	26	109	23.9%	Yes
					Lopez	Margarita Irma	Food Clerk	No	4	8	109	7.3%	No
		West Hills Community College ²⁹	1	Full	Oxborrow	Nina D.	Incumbent	Yes	2	1	1	100.0%	Yes
					Jaurena	Michael Frank	Consultant	No	2	0	1	0.0%	No
SAN BERNARDINO	11/8/2005	Adelanto Elementary		Full	Cox	Michelle Rena	Educational Counselor, Professor	No	7	2,307	8,693	26.5%	Yes
					Eckes	Holly	Community Volunteer	No	7	1,514	8,693	17.4%	Yes
					Letner	Brad	Appointed Incumbent, Military Analyst	Yes	7	1,199	8,693	13.8%	Yes
					Thomas	Frederick D.	Engineer	No	7	1,066	8,693	12.3%	No
					Dolberry	Suzanne "Suzie" C.	Businesswoman	No	7	1,018	8,693	11.7%	No
					Land	Jody	Realtor	No	7	866	8,693	10.0%	No
					Tan	Daniel	Launch Technician	Yes	7	680	8,693	7.8%	No
				Short	Turner	Christine	Mother, Housewife, Retired	No	3	1,245	3,193	39.0%	Yes
					Tan	Pam	Teacher, Homemaker	No	3	1,163	3,193	36.4%	No
					Carr-Fortner	Terri	Child Care Provider	Yes	3	763	3,193	23.9%	No
		Alta Loma Elementary		Full	Davies	Rebecca	Incumbent	Yes	4	8,101	28,572	28.4%	Yes
					Oerly	Sandie	Incumbent	Yes	4	7,431	28,572	26.0%	Yes
					Payzant	Caryn	Incumbent	Yes	4	7,278	28,572	25.5%	Yes
					Watkins	Jodelle Kay	Homemaker, Teacher	No	4	5,682	28,572	19.9%	No
		Barstow Community College		Full	Heiden	Timothy T.	Incumbent	Yes	3	4,929	11,475	43.0%	Yes
					Harris	Philip M.	Incumbent	Yes	3	4,095	11,475	35.7%	Yes
					Calderon	John M.	Manager, Labor Relations	No	3	2,403	11,475	20.9%	No
				Short	Baca	Ted	Retired College Educator	No	2	4,200	6,497	64.6%	Yes
					Olguin	Gary A.	School Teacher	No	2	2,278	6,497	35.1%	No
		Barstow Unified		Full	Rose	Barbara Mae	Businesswoman	No	3	4,149	9,203	45.1%	Yes
					Vogt	Ernest M.	Incumbent	Yes	3	3,499	9,203	38.0%	Yes
					Benally	Myron	No Ballot Designation	No	3	1,520	9,203	16.5%	No

²⁷Multiple county school district. Results for Monterey county are reported separately.

²⁸Multiple county school district. Results for Monterey county are reported separately.

²⁹Multiple county school district. Results for Fresno, Kings, Madera and Monterey counties are reported separately.

TABLE 2.1 VOTE TOTALS FOR SCHOOL DISTRICT BOARD CANDIDATES BY COUNTY AND ELECTION DATE, 2005

COUNTY	DATE	SCHOOL DISTRICT	DIS-TRICT/ SEAT	TERM OF OFFICE	CANDIDATE'S LAST NAME	CANDIDATE'S FIRST NAME	CANDIDATE'S BALLOT DESIGNATION	IN- CUM BENT	NUMBER OF CAN- DIDATES	VOTES FOR CAN- DIDATE	TOTAL VOTES CAST ¹	PER- CENT OF VOTE	ELECTED
SAN BERNARDINO (continued)	11/8/2005	Bear Valley Unified		Full	Sarkisian	Debra L.	Parent, Business Owner	No	5	2,403	9,229	26.0%	Yes
					Turney	Kenneth D.	Incumbent	Yes	5	2,154	9,229	23.3%	Yes
					Grabe	Beverly	Retired Educator	No	5	2,125	9,229	23.0%	No
					Zamoyta	Paul	Businessman	No	5	1,769	9,229	19.2%	No
					Tennity	Elaine L.	Educator, Businesswoman	No	5	762	9,229	8.3%	No
		Central Elementary	Full	Rich	Barbara M.	Incumbent	Yes	4	3,557	13,329	26.7%	Yes	
				Godwin	Steven L.	Incumbent, School Board Trustee	Yes	4	3,470	13,329	26.0%	Yes	
				Jackson	Hugh M.	Incumbent, Professor	Yes	4	3,208	13,329	24.1%	Yes	
				Schwartz	Cheryl	Small Business Owner	No	4	3,058	13,329	22.9%	No	
		Chaffey Community College	Full	Roberts	Katherine J.	Incumbent	Yes	3	69,357	168,711	41.1%	Yes	
				Brugger	Kathleen "Kathy"	Incumbent, Businesswoman	Yes	3	52,692	168,711	31.2%	Yes	
				Avila	Maryanne M.	Retired Counselor	No	3	45,878	168,711	27.2%	No	
		Chaffey Joint Union High	Full	Bustamonte	Arthur R.	Incumbent	Yes	4	33,251	115,071	28.9%	Yes	
				Uhalley	Charles J.	Incumbent	Yes	4	29,009	115,071	25.2%	Yes	
				Francisco	Clyde C.	Incumbent	Yes	4	29,004	115,071	25.2%	Yes	
				Estrada	Josie S.	Retired Customer Representative	No	4	23,396	115,071	20.3%	No	
		Colton Joint Unified	1	Full	Mendoza-Ware	Marge	Incumbent	Yes	2	7,193	12,409	58.0%	Yes
					Ceniceros	Randall	Inventory Control Auditor	No	2	5,160	12,409	41.6%	No
			2	Full	Armenta, Jr.	Robert	Incumbent	Yes	5	6,266	22,588	27.7%	Yes
					Albiso	Mel	Parent, Educator	No	5	4,945	22,588	21.9%	Yes
					Brinker	Tobin	Incumbent	Yes	5	4,771	22,588	21.1%	No
					Pearce	Loretta A.	Science Teacher	No	5	4,526	22,588	20.0%	No
					Betten	Nicolas	Production Manager	No	5	2,020	22,588	8.9%	No
			3	Full	Zamora	David R.	Incumbent	Yes	3	5,865	12,742	46.0%	Yes
					Sandoval	Bernardo	Businessman, Technology Manager	No	3	3,556	12,742	27.9%	No
					Seuylemezian	Burt	Parent, Businessman	No	3	3,272	12,742	25.7%	No
			Copper Mountain Community College	Full	Meyer	Elizabeth "Liz"	Educator	No	3	8,262	17,982	45.9%	Yes
					Kinsman	Eva E.	Incumbent	Yes	3	7,916	17,982	44.0%	Yes
		Hornback			John Paul	Real Estate Investor	No	3	1,740	17,982	9.7%	No	
		Cucamonga Elementary	Full	Hendison	Laura	Incumbent	Yes	10	879	5,918	14.9%	Yes	
				Cowles	Henry	Teacher	No	10	837	5,918	14.1%	Yes	
				Millet	Elsie	Incumbent	Yes	10	748	5,918	12.6%	Yes	
				Scott	Phyllis C.	Educator, Consultant	No	10	735	5,918	12.4%	No	
				Gonzales	Roseann M.	Retired State Employee	No	10	690	5,918	11.7%	No	
				Rollins	Karla	Homemaker, Student	No	10	556	5,918	9.4%	No	
				Martinez	Martin "Marty"	Procurement Agent	No	10	444	5,918	7.5%	No	
Heim	Robin			Write, Student	No	10	390	5,918	6.6%	No			

TABLE 2.1 VOTE TOTALS FOR SCHOOL DISTRICT BOARD CANDIDATES BY COUNTY AND ELECTION DATE, 2005

COUNTY	DATE	SCHOOL DISTRICT	DIS-TRICT/ SEAT	TERM OF OFFICE	CANDIDATE'S LAST NAME	CANDIDATE'S FIRST NAME	CANDIDATE'S BALLOT DESIGNATION	IN- CUM BENT	NUMBER OF CAN- DIDATES	VOTES FOR CAN- DIDATE	TOTAL VOTES CAST ¹	PER- CENT OF VOTE	ELECTED
SAN BERNARDINO (continued)	11/8/2005	Etiwanda Elementary		Full	Tichy	Sharon	Homemaker	No	10	383	5,918	6.5%	No
					Pruitt	Jacob M.	Delivery Driver	No	10	248	5,918	4.2%	No
		Ontario-Montclair Elementary	Full	Cadman	Brynna	Incumbent	Yes	5	6,618	26,863	24.6%	Yes	
				Solorio	Cecilia	Incumbent	Yes	5	6,544	26,863	24.4%	Yes	
				Murphy	Mark H.	Incumbent	Yes	5	5,714	26,863	21.3%	Yes	
				Davalos	Eliseo	Educator	No	5	4,562	26,863	17.0%	No	
				Reid	James	Business Manager	No	5	3,358	26,863	12.5%	No	
				Garcia	Julian Steve	Incumbent	Yes	5	9,832	39,661	24.8%	Yes	
				Porada	Debra	Registered Nurse	No	5	7,901	39,661	19.9%	Yes	
		Palo Verde Community College ³⁰	2	Full	Avila	Paul Vincent	Retired Counselor	No	5	7,573	39,661	19.1%	Yes
					Van Fleet	David	Incumbent	Yes	5	7,280	39,661	18.4%	No
					Downs	James B.	Incumbent	Yes	5	6,956	39,661	17.5%	No
		San Bernardino Community College	Full	Lewis	Jerry M.	Retired	No	3	406	1,132	35.9%	Yes	
				Renquest	Charles D. "Dave"	School Superintendent	No	3	384	1,132	33.9%	No	
				McDonald	Kellis W.	Retired	No	3	334	1,132	29.5%	No	
		Trona Joint Unified ³¹	Full	Singer	Don	Incumbent	Yes	4	66,617	237,267	28.1%	Yes	
				Terrell	Chuck	Incumbent	Yes	4	62,921	237,267	26.5%	Yes	
				Ramos	James	Business Owner	No	4	62,905	237,267	26.5%	Yes	
				Ferraris	J. Pat	Adjunct Professor	No	4	43,855	237,267	18.5%	No	
		Upland Unified	Full	Giraud	Gary E.	Incumbent, Construction Supervisor	Yes	4	315	1,086	29.0%	Yes	
				Sizemore	Teresa	Business Manager	No	4	301	1,086	27.7%	Yes	
				Grandell	Franzie M.	Administrative Assistant, Dispatcher	No	4	239	1,086	22.0%	Yes	
				Foster	Daniel J.	Incumbent, Retired Federal Employee	Yes	4	226	1,086	20.8%	No	
		Victor Valley Community College ³²	Full	Varela	Michael J.	Incumbent	Yes	5	8,352	35,692	23.4%	Yes	
				Lenz	P. Joseph	Incumbent	Yes	5	7,513	35,692	21.0%	Yes	
				Fifield	Wes	Appointed Incumbent	Yes	5	6,874	35,692	19.3%	Yes	
				Bennett	Robert H.	Parent, Supervisor	No	5	6,715	35,692	18.8%	No	
				Bogatz	Pat	Housewife	No	5	6,128	35,692	17.2%	No	
		Yucaipa-Calimesa Joint Unified	Full	Nelson	Donald F.	Retired Educator	No	6	24,026	122,741	19.6%	Yes	
				Henderson	Dennis	Incumbent	Yes	6	23,012	122,741	18.7%	Yes	
Underhill	Betty			Incumbent	Yes	6	20,195	122,741	16.5%	Yes			
Larson	Ken			School Administrator, Contractor	No	6	18,756	122,741	15.3%	Yes			
Dutter	Annette			Businesswoman	No	6	18,514	122,741	15.1%	Yes			
Andrews	Al			Retired Superintendent	No	6	17,721	122,741	14.4%	Yes			
Yucaipa-Calimesa Joint Unified	Full	Ingram	Patricia "Patty"	Incumbent	Yes	3	6,661	18,233	36.5%	Yes			
		Brown	Sue	Incumbent	Yes	3	6,158	18,233	33.8%	Yes			
		Thomas	Paul	Public School Teacher	No	3	5,351	18,233	29.3%	No			

³⁰Multiple county school district. Results for Riverside county are reported separately.

³¹Multiple county school district. Results for Inyo county are reported separately.

TABLE 2.1 VOTE TOTALS FOR SCHOOL DISTRICT BOARD CANDIDATES BY COUNTY AND ELECTION DATE, 2005

COUNTY	DATE	SCHOOL DISTRICT	DIS- TRICT/ SEAT	TERM OF OFFICE	CANDIDATE'S LAST NAME	CANDIDATE'S FIRST NAME	CANDIDATE'S BALLOT DESIGNATION	IN- CUM BENT	NUMBER OF CAN- DIDATES	VOTES FOR CAN- DIDATE	TOTAL VOTES CAST ¹	PER- CENT OF VOTE	ELECTED		
<i>³²Multiple county school district. Results for Los Angeles county are reported separately.</i>															
SAN DIEGO	No School District Contests														
SAN FRANCISCO	No School District Contests														
SAN JOAQUIN	11/8/2005	Oakdale Joint Union High ³³	2	Full	House	Mike	Incumbent	Yes	4	36	127	28.3%	Yes		
				Full	Shockley	R. Brian	Educator	No	4	31	127	24.4%	Yes		
					Dyer	William W.	Incumbent	Yes	4	30	127	23.6%	Yes		
					Jones	Rick W.	Incumbent	Yes	4	29	127	22.8%	No		
				Stanislaus County Office of Education ³⁴	1	Full	Rose	Kim A.	Almond Rancher	No	2	37	58	63.8%	Yes
						Viss	Donald	Incumbent	Yes	2	20	58	34.5%	No	
				Valley Home Joint Elementary		Full	Mullins	Winifred Anne "Winnie"	No Ballot Designation	No	3	32	92	34.8%	Yes
						Carpenter	Shelly	No Ballot Designation	No	3	30	92	32.6%	Yes	
						Smith	Ronald A.	Construction Project Manager	No	3	28	92	30.4%	No	
		SAN LUIS OBISPO	No School District Contests												
SAN MATEO	11/8/2005	Burlingame Elementary		Full	Friedman	Marc J.	Incumbent	Yes	6	4,406	17,264	25.5%	Yes		
					Land	Gregory Land	Assistant Principal, Educator	No	6	3,703	17,264	21.4%	Yes		
					Gindraux	Liz	Parent	No	6	3,625	17,264	21.0%	Yes		
					Intrieri	Mark G.	Attorney	No	6	1,908	17,264	11.1%	No		
					Rowe	Jim	Parent, Banker	No	6	1,875	17,264	10.9%	No		
					Zell	Dennis	Parent, Attorney	No	6	1,747	17,264	10.1%	No		
		Hillsborough City Elementary		Full	Benninger	Mary Ellen	Parent	No	5	2,038	8,489	24.0%	Yes		
					Borden	Julie	Parent	No	5	1,944	8,489	22.9%	Yes		
					Christianson	Shawn M.	Parent, Attorney, Mediator	No	5	1,902	8,489	22.4%	Yes		
					Dannis	Gregory J.	Public School Attorney	No	5	1,793	8,489	21.1%	No		
					Hilton	Stanley G.	Educator, Attorney, Author	No	5	812	8,489	9.6%	No		
		Jefferson Elementary		Full	Petroni	Marianne	Incumbent	Yes	5	8,506	30,577	27.8%	Yes		
					Brizuela	Marie E.	Incumbent	Yes	5	6,945	30,577	22.7%	Yes		
					Hansen	Hans E.	Businessman	No	5	5,502	30,577	18.0%	Yes		
					Armfield	John	Incumbent	Yes	5	5,348	30,577	17.5%	No		
					Appel	Ron	No Ballot Designation	No	5	4,276	30,577	14.0%	No		
		Millbrae Elementary		Full	Shea	Caroline	Incumbent	Yes	5	3,841	13,484	28.5%	Yes		
					Miller	Robert N.	Incumbent	Yes	5	2,960	13,484	22.0%	Yes		
					Luxenberg	Marjory	Incumbent	Yes	5	2,658	13,484	19.7%	Yes		
					Barbaro	Frank	Businessman	No	5	2,305	13,484	17.1%	No		
					Dennis	Sharon	Non-Profit Executive Director	No	5	1,720	13,484	12.8%	No		
		Redwood City Elementary		Full	Diaz-Slocum	Maria	Incumbent	Yes	3	10,823	28,681	37.7%	Yes		
					Wright	Patricia	Incumbent	Yes	3	10,106	28,681	35.2%	Yes		
					Fraser	Catherine E.	Parent, Educator, Businesswoman	No	3	7,752	28,681	27.0%	No		

³³Multiple county school district. Results for Stanislaus county are reported separately.

TABLE 2.1 VOTE TOTALS FOR SCHOOL DISTRICT BOARD CANDIDATES BY COUNTY AND ELECTION DATE, 2005

COUNTY	DATE	SCHOOL DISTRICT	DIS- TRICT/ SEAT	TERM OF OFFICE	CANDIDATE'S LAST NAME	CANDIDATE'S FIRST NAME	CANDIDATE'S BALLOT DESIGNATION	IN- CUM BENT	NUMBER OF CAN- DIDATES	VOTES FOR CAN- DIDATE	TOTAL VOTES CAST ¹	PER- CENT OF VOTE	ELECTED		
SAN MATEO (continued)	11/8/2005	Redwood City Elementary	Short		Masur	Shelly	Appointed Incumbent	Yes	2	10,039	15,913	63.1%	Yes		
					Anderson	Roger	Engineer	No	2	5,874	15,913	36.9%	No		
		San Bruno Park Elementary	Full		Hanley	Russ	Incumbent	Yes	5	4,424	18,515	23.9%	Yes		
					Henderson	W.M. "Skip"	Gov Brd Mbr, San Bruno Park y SD	No	5	4,115	18,515	22.2%	Yes		
					Prescott	James R.	Retired Teacher, Businessman	No	5	3,570	18,515	19.3%	Yes		
					Blanco	Jennifer	Community Volunteer	No	5	3,330	18,515	18.0%	No		
					Kramer	Brian	Incumbent	Yes	5	3,076	18,515	16.6%	No		
		San Carlos Elementary	Full		Hunkapiller	Beth	Incumbent	Yes	4	5,334	19,668	27.1%	Yes		
					DuBois	Carrie	Parent, Businesswoman	No	4	5,332	19,668	27.1%	Yes		
					Olbert	Mark	Incumbent	Yes	4	5,033	19,668	25.6%	Yes		
					Lederer	Lorene	Parent, Business Owner	No	4	3,969	19,668	20.2%	No		
		San Mateo Community College	Full		Hausman	Helen	Incumbent	Yes	4	97,775	240,589	40.6%	Yes		
					Holober	Richard	Incumbent	Yes	4	82,729	240,589	34.4%	Yes		
					Hickey	Jack	Sequoia Healthcare District, Board Member	No	4	35,585	240,589	14.8%	No		
					Goodman	Maurice Dupra	County Probate Paralegal	No	4	24,500	240,589	10.2%	No		
		San Mateo Union High	Full		Griffin	Robert H.	Incumbent	Yes	4	31,521	107,067	29.4%	Yes		
					Dwyer	Linda Lees	Burlingame School District Board Member	No	4	31,173	107,067	29.1%	Yes		
					Hanley	Peter H.	Incumbent	No	4	28,493	107,067	26.6%	Yes		
					Goldberg	Sammy "Coach"	Sports Coach	No	4	15,880	107,067	14.8%	No		
		San Mateo-Foster City Elementary	Full		Coyne, Jr.	Jack E.	Incumbent	Yes	7	12,585	61,253	20.5%	Yes		
					Lawson	Lory Lorimer	Parent, Non Profit Director	No	7	11,833	61,253	19.3%	Yes		
					Rincon	Cathy	Parent, Patent Attorney	No	7	10,856	61,253	17.7%	Yes		
					Ulrich	Ellen Mallory	Parent, Entrepreneur	No	7	9,184	61,253	15.0%	No		
					Perry	W. Charles	Board Member, Engineer	No	7	8,366	61,253	13.7%	No		
					Slone	Fred	County Workforce Manager	No	7	4,269	61,253	7.0%	No		
					Riley	Phillip Bruce	Customs Officer, Educator	No	7	4,160	61,253	6.8%	No		
		Sequoia Union High	Full		Stewart	Sarah D. "Sally"	Incumbent	Yes	3	38,080	82,306	46.3%	Yes		
					Lewin	Gordon	Incumbent	Yes	3	32,114	82,306	39.0%	Yes		
					Zasslow	Noria	Mother, Translator	No	3	12,112	82,306	14.7%	No		
		Woodside Elementary	Full		Pike	Bettina	Incumbent	Yes	4	850	2,973	28.6%	Yes		
					Werner	Karen	Parent, Consultant	No	4	755	2,973	25.4%	Yes		
					Frenkel-Popell	Elianne	Parent	No	4	699	2,973	23.5%	Yes		
					Ablow	Ellen	Parent, Marketing Analyst	No	4	669	2,973	22.5%	No		
		SANTA BARBARA	No School District Contests												
		SANTA CLARA	11/8/2005	Cupertino Union Elementary	Full		Cheng	Pearl	Incumbent	Yes	5	16,488	74,521	22.1%	Yes
							Liao	Ben	Incumbent	Yes	5	15,985	74,521	21.5%	Yes
McCue	Gary						Incumbent	Yes	5	15,698	74,521	21.1%	Yes		

TABLE 2.1 VOTE TOTALS FOR SCHOOL DISTRICT BOARD CANDIDATES BY COUNTY AND ELECTION DATE, 2005

COUNTY	DATE	SCHOOL DISTRICT	DIS-TRICT/ SEAT	TERM OF OFFICE	CANDIDATE'S LAST NAME	CANDIDATE'S FIRST NAME	CANDIDATE'S BALLOT DESIGNATION	IN- CUM BENT	NUMBER OF CAN- DIDATES	VOTES FOR CAN- DIDATE	TOTAL VOTES CAST ¹	PER- CENT OF VOTE	ELECTED
SANTA CLARA (continued)	11/8/2005	Foothill-DeAnza Community College		Full	McGhie	Susan	Educator/Businesswoman	No	5	15,076	74,521	20.2%	No
					Eng	Lynette Lee	Businesswoman	No	5	11,274	74,521	15.1%	No
		Los Altos Elementary	Full	Swenson	Bruce	Retired College Professor	No	4	49,346	143,773	34.3%	Yes	
				Fong	Paul	Incumbent	Yes	4	44,324	143,773	30.8%	Yes	
				Miller	Julia E.	Council Member, City of Sunnyvale	No	4	29,279	143,773	20.4%	No	
				Frier	Laura Casas	Community Volunteer	No	4	20,824	143,773	14.5%	No	
				Goines	Mark	High-Tech Executive	No	8	8,182	34,939	23.4%	Yes	
				Pefley	David L.	Chief Financial Officer	No	8	7,933	34,939	22.7%	Yes	
				Luskin	David	Marketing Executive	No	8	6,514	34,939	18.6%	Yes	
				La Poll	Francis Albert	Elder law Tax Attorney	No	8	3,672	34,939	10.5%	No	
				Struthers	David	Retired Teacher	No	8	3,550	34,939	10.2%	No	
				Uhlir	Kathryn	Parent	No	8	2,875	34,939	8.2%	No	
		Palo Alto Unified	Full	Logan	Tamara	Engineer	No	8	1,499	34,939	4.3%	No	
				Wiener	Bruce	Realtor	No	8	714	34,939	2.0%	No	
				Dana	Tom	Engineer/Corporate Trainer	No	4	12,138	35,218	34.5%	Yes	
				Mitchell	Barb	Community Volunteer	No	4	11,693	35,218	33.2%	Yes	
		Sunnyvale Elementary	Full	Mullen	Steve	CPA/Parent	No	4	6,301	35,218	17.9%	No	
				Ezran	Claude	High-Tech Executive	No	4	5,086	35,218	14.4%	No	
				Bockholt	Wendy	Parent	No	4	7,325	26,557	27.6%	Yes	
				Herrmann	Anita	Community Volunteer	No	4	6,938	26,557	26.1%	Yes	
		Arnett	Jeffrey D.	Incumbent	Yes	4	6,938	26,557	26.1%	Yes			
		Flores	Michael Anthony	Father/Engineer/Businessman	No	4	5,356	26,557	20.2%	No			
SANTA CRUZ	No School District Contests												
SHASTA	11/8/2005	Anderson Union High		Full	Brown	Ron	Retired School Teacher	No	6	5,046	20,915	24.1%	Yes
					Gibson	Joe	Appointed Incumbent	Yes	6	4,538	20,915	21.7%	Yes
					Amen	G. Ivar	Farmer, Rancher	No	6	3,939	20,915	18.8%	Yes
					Hale	Ray	Business Owner	No	6	2,677	20,915	12.8%	No
					Breshears	Melvin L.	Parent, Compliance Officer	No	6	2,521	20,915	12.1%	No
					Eversole	Sharon E.	Case Manager	No	6	2,194	20,915	10.5%	No
		Black Butte Union Elementary	Full	Brooks	Donna J.	Parent, Homemaker	No	5	759	3,074	24.7%	Yes	
				Brovan	Foster W.	Rancher	No	5	757	3,074	24.6%	Yes	
				Cloud	Sally	Mother, Homemaker	No	5	670	3,074	21.8%	Yes	
				Kitts	Bob	Parent, Business Owner	No	5	621	3,074	20.2%	No	
				Hull	Thomas M.	Real Estate Broker	Yes	5	267	3,074	8.7%	No	
		Cascade Union Elementary	Full	Cannan	Ann	Incumbent	Yes	5	1,493	6,363	23.5%	Yes	
				Gilbert	Mary	Incumbent	Yes	5	1,489	6,363	23.4%	Yes	
				Leitaker	Janice Rae	Incumbent	Yes	5	1,242	6,363	19.5%	Yes	
				Haggard	Christine	Community Development Coordinator	No	5	1,161	6,363	18.2%	No	
				Smolenski	Evon	No Ballot Designation	No	5	978	6,363	15.4%	No	

TABLE 2.1 VOTE TOTALS FOR SCHOOL DISTRICT BOARD CANDIDATES BY COUNTY AND ELECTION DATE, 2005

COUNTY	DATE	SCHOOL DISTRICT	DIS- TRICT/ SEAT	TERM OF OFFICE	CANDIDATE'S LAST NAME	CANDIDATE'S FIRST NAME	CANDIDATE'S BALLOT DESIGNATION	IN- CUM BENT	NUMBER OF CAN- DIDATES	VOTES FOR CAN- DIDATE	TOTAL VOTES CAST ¹	PER- CENT OF VOTE	ELECTED
SHASTA (continued)	11/8/2005	Enterprise Elementary		Full	Swendiman	Scott	Incumbent	Yes	4	3,569	12,001	29.7%	Yes
					Doyle	Terry	Incumbent	Yes	4	3,251	12,001	27.1%	Yes
					Cuellar	Art	Appointed Incumbent	Yes	4	2,749	12,001	22.9%	Yes
					Kunt	Russell K.	Science Teacher	No	4	2,432	12,001	20.3%	No
		Fall River Joint Unified	Full	Oller	Randy	Retired Teacher	No	6	1,540	6,209	24.8%	Yes	
				Vigil	Teri	Incumbent	Yes	6	1,331	6,209	21.4%	Yes	
				Sebastian	Constance	Incumbent	Yes	6	1,142	6,209	18.4%	Yes	
				Taylor	Colleen	Teacher	No	6	1,140	6,209	18.4%	No	
				Poli	Ron	Physician Assistant	No	6	781	6,209	12.6%	No	
				Orlicky	Michael	Student, Sales Clerk	No	6	275	6,209	4.4%	No	
		Grant Elementary	Full	Woodstrom	Camile	Parent	No	4	678	2,417	28.1%	Yes	
				Hartman	Christine "Cris"	Incumbent	Yes	4	662	2,417	27.4%	Yes	
				Zufall	Ronald W.	Incumbent	Yes	4	586	2,417	24.2%	Yes	
				Nisson	Donna M.	Parent, Attorney	No	4	491	2,417	20.3%	No	
		Happy Valley Union Elementary	Full	Jackson	Barbara	Appointed Incumbent	Yes	6	819	3,442	23.8%	Yes	
				James	Ted	Incumbent	Yes	6	732	3,442	21.3%	Yes	
				Pappas	John	Retired Administrator	No	6	645	3,442	18.7%	Yes	
				Christie	Anne	Organic Farmer, Entrepreneur	No	6	482	3,442	14.0%	No	
				Schultz	Season	Homemaker, Professional Forester	No	6	436	3,442	12.7%	No	
				Roberts	David A.	Retired Service Manager	Yes	6	328	3,442	9.5%	No	
		Indian Springs Elementary	Full	Engles	Douglas	Carpenter	No	4	47	164	28.7%	Yes	
				Gida	Shari	Appointed Incumbent	Yes	4	46	164	28.0%	Yes	
				Newell	Fred C.	No Ballot Designation	Yes	4	43	164	26.2%	Yes	
				Bertellotti	Laurie	No Ballot Designation	Yes	4	28	164	17.1%	No	
		Millville Elementary	Full	Williams	Aaron	Attorney	No	6	324	1,401	23.1%	Yes	
				Baugh	Katie	Incumbent	Yes	6	256	1,401	18.3%	Yes	
				Villa	Kathy	Family Literacy Coordinator	No	6	250	1,401	17.8%	Yes	
				Scott	Bucky	Fuel Delivery Driver	No	6	229	1,401	16.3%	No	
				Miranda	Sharon	Incumbent	Yes	6	206	1,401	14.7%	No	
				Umsted	Julie	Photographer	No	6	136	1,401	9.7%	No	
		Mountain Union Elementary	Full	Herbert	Melissa	Appointed Incumbent	Yes	4	236	829	28.5%	Yes	
				Clair	Laureen	Mother, Homemaker	No	4	225	829	27.1%	Yes	
				Long	Gerry	Farmer, Clinical Consultant	No	4	209	829	25.2%	Yes	
				Smith	Aileen	No Ballot Designation	No	4	159	829	19.2%	No	
		Shasta County Office of Education	Full	Hull	Rhonda F.	Governing Board Member, Black Butte USD	No	3	13,920	36,444	38.2%	Yes	
				Fasking	Derek	Incumbent	Yes	3	11,860	36,444	32.5%	Yes	
				MacFarland	Steve	Quality Assurance Officer	No	3	10,664	36,444	29.3%	No	

TABLE 2.1 VOTE TOTALS FOR SCHOOL DISTRICT BOARD CANDIDATES BY COUNTY AND ELECTION DATE, 2005

COUNTY	DATE	SCHOOL DISTRICT	DIS-TRICT/ SEAT	TERM OF OFFICE	CANDIDATE'S LAST NAME	CANDIDATE'S FIRST NAME	CANDIDATE'S BALLOT DESIGNATION	IN- CUM BENT	NUMBER OF CAN- DIDATES	VOTES FOR CAN- DIDATE	TOTAL VOTES CAST ¹	PER- CENT OF VOTE	ELECTED		
SHASTA (continued)	11/8/2005	Shasta Union High		Full	Stupek	Bev	Businesswoman/Parent	No	7	9,687	51,414	18.8%	Yes		
					Haase	Charles	Appointed Incumbent	Yes	7	9,067	51,414	17.6%	Yes		
					Pepple	Constance K.	Incumbent	Yes	7	7,699	51,414	15.0%	Yes		
					Carney	Doug	Governing Board Member, Columbia SD	No	7	7,574	51,414	14.7%	No		
					Carver	Patricia	Enforcement Officer	No	7	6,654	51,414	12.9%	No		
					Baer	Mary	Governing Board Member, Black Butte USD	No	7	5,716	51,414	11.1%	No		
					Yoshioka-Osborne	Joy	Human Resources Consultant	No	7	5,017	51,414	9.8%	No		
					Shasta-Tehama-Trinity Jt. Comm. College ³⁵	G	Full	Hunn	Patricia A.	Incumbent	Yes	2	1,045	1,599	65.4%
			Eubanks	Tom	Commercial Building Contractor	No	2	554	1,599	34.6%	No				
SIERRA	No School District Contests														
SISKIYOU	No School District Contests														
SOLANO	11/8/2005	Benicia Unified		Full	Fulton	Dirk	Businessman, Attorney	No	7	4,989	25,219	19.8%	Yes		
					Steinmann	Jeanne	Businesswoman	No	7	4,851	25,219	19.2%	Yes		
					Switzer	Rosie	Retired Teacher	No	7	4,583	25,219	18.2%	Yes		
					Bowles	Helaine	Library Volunteer Coordinator	No	7	3,573	25,219	14.2%	No		
					Tanner	William E. "Bill"	Parent, Businessman	No	7	3,028	25,219	12.0%	No		
					Markley	Bill	Tax Attorney	No	7	2,736	25,219	10.8%	No		
					Zaks	Rhea G.	Small Business Person	No	7	1,405	25,219	5.6%	No		
					Davis Joint Unified ³⁶	Full	Daleiden	Gina M. Surkala	Community Volunteer	No	4	14	42	33.3%	Yes
							Allen	Sheila	Mother, Nurse, Professor	No	4	12	42	28.6%	Yes
							Kline	B.J.	Incumbent	Yes	4	8	42	19.0%	No
				Taylor	Tim	Environmental Attorney, Professor	No	4	8	42	19.0%	No			
		Dixon Unified	Full	Levine	Shana	Incumbent	Yes	5	2,845	10,502	27.1%	Yes			
				Hodge	Alan R.	Incumbent	Yes	5	2,434	10,502	23.2%	Yes			
				Swanson	Amy D.	Parent	No	5	2,281	10,502	21.7%	Yes			
				Barney	Jaron S.	Assistant Principal	No	5	1,619	10,502	15.4%	No			
				Graham	Ken	Technical Sales Specialist	No	5	1,280	10,502	12.2%	No			
				Short	Larson	Steven A.	Attorney	No	2	1,990	3,886	51.2%	Yes		
					Danielson	David Bruce	Businessman	No	2	1,866	3,886	48.0%	No		
				Fairfield-Suisun Unified ³⁷	Full	Griffin	Anne M.	Parent, Educator	No	5	15,880	59,916	26.5%	Yes	
						Wood	Charles B.	CPA, School Trustee	No	5	14,403	59,916	24.0%	Yes	
						Gaut	David	Retired Educator	No	5	12,061	59,916	20.1%	Yes	
		Mallon	Barbara D.			Incumbent	Yes	5	10,836	59,916	18.1%	No			
		Curtis	Steven P.			Photographer, Welder	No	5	6,413	59,916	10.7%	No			
		Solano County Office of Education	3	Full	Galvan	John T.	Incumbent	Yes	2	7,889	11,999	65.7%	Yes		
					Lieban	Suzanne Marino	Small Business Owner	No	2	4,040	11,999	33.7%	No		

³⁵Multiple county school district. Results for Tehama county are reported separately.

TABLE 2.1 VOTE TOTALS FOR SCHOOL DISTRICT BOARD CANDIDATES BY COUNTY AND ELECTION DATE, 2005

COUNTY	DATE	SCHOOL DISTRICT	DIS-TRICT/ SEAT	TERM OF OFFICE	CANDIDATE'S LAST NAME	CANDIDATE'S FIRST NAME	CANDIDATE'S BALLOT DESIGNATION	IN- CUM BENT	NUMBER OF CAN- DIDATES	VOTES FOR CAN- DIDATE	TOTAL VOTES CAST ¹	PER- CENT OF VOTE	ELECTED			
SOLANO (continued)	11/8/2005	Vacaville Unified	1	Full	Brannon	Katherine	Incumbent	Yes	2	8,798	17,419	50.5%	Yes			
					Pauly	Staci	Senior Financial Analyst	No	2	8,517	17,419	48.9%	No			
SOLANO (continued)	11/8/2005	Vallejo City Unified	2	Full	Nutt	Theresa "Teri"	Incumbent	Yes	3	10,835	24,048	45.1%	Yes			
					Hausler	William E. "Bill"	Pastor	No	3	8,014	24,048	33.3%	Yes			
					Schumacher	Matthew	Attorney At Law	No	3	5,052	24,048	21.0%	No			
					Wilson	Hazel A.	Audit Manager	No	8	11,083	59,087	18.8%	Yes			
					Glaze	Daniel E.	Environmental Engineering	No	8	8,385	59,087	14.2%	Yes			
					Villanueva	Chris Oggee	Graduate Legal Assistant	No	8	8,173	59,087	13.8%	Yes			
					Worel	Burky H.	Retired Police Officer	No	8	7,956	59,087	13.5%	No			
					Cary	David	Parent, Business Executive	No	8	7,925	59,087	13.4%	No			
					Figlietti	William D.	Parent, Teacher	No	8	7,442	59,087	12.6%	No			
					Mommsen	Raymond "Victor"	Parent, Musician	No	8	5,391	59,087	9.1%	No			
					Abdul-Ghanee	Mustafa	Consultant	No	8	2,492	59,087	4.2%	No			
					Winters Joint Unified ³⁸	1	Full	Rodolfa	Mary Jo	Incumbent	Yes	4	235	857	27.4%	Yes
								Shepherd	Jay	Incumbent	Yes	4	216	857	25.2%	Yes
								Lester	Russ	Incumbent	Yes	4	211	857	24.6%	Yes
Nickelson	Robert R.	Vice President Construction	No	4				191	857	22.3%	No					
Yolo County Office of Education ³⁹	5	Full	Lea	Nancy F.	Incumbent	Yes	2	168	268	62.7%	Yes					
			Cooper	Frank W.	Retired School Superintendent	No	2	96	268	35.8%	No					
SONOMA	11/8/2005	Mendocino County Office of Education ⁴⁰	5	Full	Alterman	Nice	Incumbent	Yes	2	240	435	55.2%	Yes			
					Schaeffer	Michael	Mendocino USD Trustee	No	2	192	435	44.1%	No			
			6	Full	Zucker	Diane	Teacher	No	3	243	458	53.1%	Yes			
					Daniels	Jack	County Board Trustee	No	3	142	458	31.0%	No			
					Swan	Cindy	Local Newspaper Owner	No	3	69	458	15.1%	No			
			Shoreline Unified ⁴¹	1	Full	Kehoe	Timothy John	Incumbent	Yes	5	538	1,326	40.6%	Yes		
						Hope	Madeline Nieto	Educator/Artist	No	5	346	1,326	26.1%	Yes		
Torres	Phillip Joaquin	Police Officer				No	5	223	1,326	16.8%	No					
Kellogg	Jeffery James	Business Owner				No	5	187	1,326	14.1%	No					
Bramswig	Christian	No Ballot Designation				No	5	31	1,326	2.3%	No					

³⁸Multiple county school district. Results for Yolo county are reported separately.

³⁹Multiple county school district. Results for Sutter and Yolo counties are reported separately.

⁴⁰Multiple county school district. Results for Mendocino county are reported separately.

⁴¹Multiple county school district. Results for Marin county are reported separately.

TABLE 2.1 VOTE TOTALS FOR SCHOOL DISTRICT BOARD CANDIDATES BY COUNTY AND ELECTION DATE, 2005

COUNTY	DATE	SCHOOL DISTRICT	DIS-TRICT/ SEAT	TERM OF OFFICE	CANDIDATE'S LAST NAME	CANDIDATE'S FIRST NAME	CANDIDATE'S BALLOT DESIGNATION	IN- CUM BENT	NUMBER OF CAN- DIDATES	VOTES FOR CAN- DIDATE	TOTAL VOTES CAST ¹	PER- CENT OF VOTE	ELECTED
STANISLAUS	11/8/2005	Ceres Unified		Full	Davis	Betty Sue	Retired Teacher	No	7	3,722	21,477	17.3%	Yes
					Guerrero	Teresa	Executive Director	No	7	3,376	21,477	15.7%	Yes
					Berryhill	Bill	Incumbent	Yes	7	3,366	21,477	15.7%	Yes
					McKim	Donald	Retired	No	7	3,126	21,477	14.6%	Yes
					Welsh	Mike	Appointed Incumbent	Yes	7	2,777	21,477	12.9%	No
					Jones	Corinne Cabral	Incumbent	Yes	7	2,521	21,477	11.7%	No
					Wyatt	Eileen L.	Incumbent	Yes	7	2,472	21,477	11.5%	No
					Chatom Union Elementary				Full	Santos	Rob	Veterinarian	No
Macedo	Karen	Incumbent	Yes	7						386	2,045	18.9%	Yes
Blount	Kevin	Incumbent	Yes	7						360	2,045	17.6%	Yes
Vieira	Kim	Parent	No	7						280	2,045	13.7%	No
Sousa, Jr.	Joe	Dairyman	No	7						194	2,045	9.5%	No
Avila	Anthony	Business Owner	No	7						173	2,045	8.5%	No
Mellor	Bonnie	Classified School Employee	No	7						151	2,045	7.4%	No
Empire Union Elementary				Full	Morales	Stacie	Parent, Notary Public	No	6	2,037	9,732	20.9%	Yes
					Shafer	Patricia "Patty"	Incumbent	Yes	6	1,771	9,732	18.2%	Yes
					Bavaro	Nicholas	Incumbent	Yes	6	1,770	9,732	18.2%	Yes
					Steele	Ed	Police Sergeant	No	6	1,736	9,732	17.8%	No
					Brasil	Helio	School Superintendent	No	6	1,557	9,732	16.0%	No
					Brown	Alan M.	Elder Care Manager	No	6	808	9,732	8.3%	No
Hickman Elementary				Full	Acosta	Gary S.	Incumbent	Yes	3	213	522	40.8%	Yes
					Shepherd	Cassie	Homemaker	No	3	166	522	31.8%	Yes
					Main	Kathy	Incumbent	Yes	3	143	522	27.4%	No
Hughson Unified				Full	Heckman	Randall "Randy"	Retired Educator, Consultant	No	6	1,733	6,395	27.1%	Yes
					Porter	Victoria	Teacher, Curriculum Director	No	6	1,407	6,395	22.0%	Yes
					Applegate	Rick R.	Police Officer	No	6	1,222	6,395	19.1%	Yes
					Postma	Paul	Businessman	No	6	1,048	6,395	16.4%	No
					Bayes	Kris A.	Parent	No	6	725	6,395	11.3%	No
					Carlyle	Tana K.	No Ballot Designation	No	6	252	6,395	3.9%	No
Knights Ferry Elementary				Full	Schlegal	Mark	Incumbent	Yes	3	110	316	34.8%	Yes
					Simons	David R.	Incumbent	Yes	3	110	316	34.8%	Yes
					Howse	Clifford	Teacher	No	3	96	316	30.4%	No
La Grange Elementary				Full	Hoover	Howard	Retired Contractor	No	3	51	129	39.5%	Yes
					Lamela, Jr.	John J.	Park Maintenance Worker	No	3	47	129	36.4%	Yes
					Fahl	Debra	Business Owner	No	3	31	129	24.0%	No

TABLE 2.1 VOTE TOTALS FOR SCHOOL DISTRICT BOARD CANDIDATES BY COUNTY AND ELECTION DATE, 2005

COUNTY	DATE	SCHOOL DISTRICT	DIS-TRICT/ SEAT	TERM OF OFFICE	CANDIDATE'S LAST NAME	CANDIDATE'S FIRST NAME	CANDIDATE'S BALLOT DESIGNATION	IN- CUM BENT	NUMBER OF CAN- DIDATES	VOTES FOR CAN- DIDATE	TOTAL VOTES CAST ¹	PER- CENT OF VOTE	ELECTED
STANISLAUS (continued)	11/8/2005	Modesto City High		Full	Cline	Nancy	School Board President	No	6	26,333	127,358	20.7%	Yes
					Collins	Steve	Retired J.C. Coordinator	No	6	25,074	127,358	19.7%	Yes
					Rolicheck	Belinda	Victim Services Coordinator	No	6	20,303	127,358	15.9%	Yes
					Marks	Cindy	Member, Board of Education	Yes	6	20,177	127,358	15.8%	Yes
					Brown	Robin	Board Trustee, Businesswoman	No	6	17,793	127,358	14.0%	No
					Fromuth	Bob	Pediatrician	No	6	17,219	127,358	13.5%	No
		Newman-Crows Landing Unified	Full	Solano	Derek David	No Ballot Designation	No	5	724	2,706	26.8%	Yes	
				Duran	Jodi	Academic Program Manager	No	5	604	2,706	22.3%	Yes	
				Burgin	Christa	Construction Project Manager	No	5	491	2,706	18.1%	No	
				Pruett	Charise	No Ballot Designation	No	5	465	2,706	17.2%	No	
				Rapoza	Sandra	Child Care Provider	No	5	395	2,706	14.6%	No	
		Oakdale Joint Union High ⁴²	2	Full	House	Mike	Incumbent	Yes	4	4,516	15,318	29.5%	Yes
					Jones	Rick W.	Incumbent	Yes	4	4,243	15,318	27.7%	Yes
					Dyer	William W.	Incumbent	Yes	4	4,071	15,318	26.6%	Yes
					Shockley	R. Brian	Educator	No	4	2,445	15,318	16.0%	No
		Paradise Elementary	Short	Blom	Nick C.	Farmer	No	2	189	247	76.5%	Yes	
				Turner	Leisa	No Ballot Designation	No	2	56	247	22.7%	No	
		Patterson Joint Unified	Short	Yamamoto	Bobby S.	Farmer, Parent	No	2	1,475	2,631	56.1%	Yes	
				Ochoa	Eric	Educator	No	2	1,137	2,631	43.2%	No	
		Riverbank Unified	Full	Peterson	Ron	Retired Educator	No	6	1,533	5,184	29.6%	Yes	
				Oliveira	Egidio "Jeep"	Businessman	No	6	842	5,184	16.2%	Yes	
				Blount	Patricia	Incumbent	Yes	6	812	5,184	15.7%	Yes	
				Dean	Suzanne	Accountant	No	6	756	5,184	14.6%	No	
				Ensley	Mark	Incumbent	Yes	6	713	5,184	13.8%	No	
				Zavala	Alice M.	No Ballot Designation	No	6	516	5,184	10.0%	No	
			Short	Floyd	Pamela P.	Parent	No	4	807	1,972	40.9%	Yes	
				Coons	Mark A.	Appointed Incumbent	Yes	4	544	1,972	27.6%	No	
				Goulding, Jr.	Wayne J.	Businessman	No	4	324	1,972	16.4%	No	
				Olander	Michael "Mike"	Pest Control Manager	No	4	280	1,972	14.2%	No	
		Shiloh Elementary	Full	Kidd	Ed	Farmer	No	3	133	337	39.5%	Yes	
				Avila	George	Dairyman, Farmer	No	3	118	337	35.0%	Yes	
				Meikle	Lindsay F.	No Ballot Designation	No	3	86	337	25.5%	No	
Stanislaus County Office of Education ⁴³	5	Full	Molina	Luis I.	School Readiness Coordinator	No	2	5,988	10,544	56.8%	Yes		
			Breasher	Phil	Retired Communications Executive	No	2	4,437	10,544	42.1%	No		

⁴²Multiple county school district. Results for San Joaquin county are reported separately.

⁴³Multiple county school district. Results for San Joaquin county are reported separately.

TABLE 2.1 VOTE TOTALS FOR SCHOOL DISTRICT BOARD CANDIDATES BY COUNTY AND ELECTION DATE, 2005

COUNTY	DATE	SCHOOL DISTRICT	DIS- TRICT/ SEAT	TERM OF OFFICE	CANDIDATE'S LAST NAME	CANDIDATE'S FIRST NAME	CANDIDATE'S BALLOT DESIGNATION	IN- CUM BENT	NUMBER OF CAN- DIDATES	VOTES FOR CAN- DIDATE	TOTAL VOTES CAST ¹	PER- CENT OF VOTE	ELECTED		
STANISLAUS (continued)	11/8/2005	Stanislaus Union Elementary		Full	Howard	Nate	Computer Network Manager	No	6	2,210	10,620	20.8%	Yes		
					Parker	Seth	Assistant Controller, Accountant	No	6	2,032	10,620	19.1%	Yes		
					Bland	Charlene	No Ballot Designation	No	6	1,867	10,620	17.6%	Yes		
					Downey, Jr.	Don	Incumbent	Yes	6	1,832	10,620	17.3%	No		
					Reed	Vincent "Vince"	Factory Manager	No	6	1,437	10,620	13.5%	No		
					Leguria	Jack	No Ballot Designation	No	6	1,187	10,620	11.2%	No		
		Turlock Joint Elementary		Full	Renshaw	Felicia D.	Incumbent	Yes	4	6,753	23,725	28.5%	Yes		
					Muniz	Tami	Appointed Incumbent	Yes	4	5,644	23,725	23.8%	Yes		
					La Velle	Timm	Incumbent	Yes	4	5,579	23,725	23.5%	Yes		
					Hamilton	Eileen	No Ballot Designation	No	4	5,573	23,725	23.5%	No		
		Waterford Elementary		Full	Bomgardner	Timothy	Deputy Sheriff	No	5	1,070	3,916	27.3%	Yes		
					Little	Barbara	Program Coordinator	No	5	799	3,916	20.4%	Yes		
					Collins	Sheila	Payroll Technician	No	5	711	3,916	18.2%	No		
					Walker	Roderick B.	Incumbent	Yes	5	711	3,916	18.2%	No		
					Carlson	Stanley	Incumbent	Yes	5	610	3,916	15.6%	No		
SUTTER	11/8/2005	Woodland Joint Unified ⁴⁴	3	Full	Glover	Frank	Parent/Business Person	No	4	31	84	36.9%	Yes		
					Hester	Mary	Parent	No	4	29	84	34.5%	Yes		
					Villagrana	Rogelio	Parent/Supervisor's Deputy	No	4	13	84	15.5%	No		
					Penilla	Carlos	Education Policy Consultant	No	4	11	84	13.1%	No		
		Yolo County Office of Education ⁴⁵		5	Full	Lea	Nancy F.	Incumbent	Yes	2	35	47	74.5%	Yes	
						Cooper	Frank W.	Retired Schools Superintendent	No	2	12	47	25.5%	No	
TEHAMA	11/8/2005	Shasta-Tehama-Trinity Jt. Comm. College ⁴⁶	G	Full	Hunn	Patricia A.	Incumbent	Yes	2	4,085	6,708	60.9%	Yes		
					Eubanks	Tom	Commercial Building Contractor	No	2	2,623	6,708	39.1%	No		
TRINITY	11/8/2005	Klamath-Trinity Joint Unified ⁴⁷	1	Full	Fattig	Mary Ann	Business Owner, Consultant	No	2	100	152	65.8%	Yes		
					Genoar	Gene	Data Systems Support	No	2	52	152	34.2%	No		
					2	Full	O'Gorman	Thomas	Farmer	No	2	88	152	57.9%	Yes
							Swift	Michele M.	Businesswoman	No	2	64	152	42.1%	No
					3	Full	Matilton	Ray	Internal Auditor	No	3	78	145	53.8%	Yes
							Fletcher	Troy	No Ballot Designation	No	3	44	145	30.3%	No
							Pratt, Sr.	Daniel	Social Worker	No	3	21	145	14.5%	No
					5	Full	Johnson	Penny M.	Appoint Incumbent	No	2	114	149	76.5%	Yes
							Saxon	Josh	Tribal Management	No	2	34	149	22.8%	No

⁴⁴Multiple county school district. Results for Yolo county are reported separately.

⁴⁵Multiple county school district. Results for Solano and Yolo counties are reported separately.

⁴⁶Multiple county school district. Results for Shasta county are reported separately.

⁴⁷Multiple county school district. Results for Humboldt county are reported separately.

TABLE 2.1 VOTE TOTALS FOR SCHOOL DISTRICT BOARD CANDIDATES BY COUNTY AND ELECTION DATE, 2005

COUNTY	DATE	SCHOOL DISTRICT	DIS-TRICT/ SEAT	TERM OF OFFICE	CANDIDATE'S LAST NAME	CANDIDATE'S FIRST NAME	CANDIDATE'S BALLOT DESIGNATION	IN- CUM BENT	NUMBER OF CAN- DIDATES	VOTES FOR CAN- DIDATE	TOTAL VOTES CAST ¹	PER- CENT OF VOTE	ELECTED
TRINITY (continued)	11/8/2005	Mountain Valley Unified	1	Full	Maraviov	Marsha	No Ballot Designation	No	5	415	1,436	28.9%	Yes
					Ferguson	Nancy	Homemaker	No	5	410	1,436	28.6%	Yes
					Wasson	Larry	Incumbent	Yes	5	212	1,436	14.8%	No
					Fulton	Jerry	No Ballot Designation	No	5	208	1,436	14.5%	No
					Taft	Jim	Incumbent	Yes	5	182	1,436	12.7%	No
		Trinity Center Elementary	Full	Councilman	Debbie	Incumbent	Yes	4	176	421	41.8%	Yes	
				Bunce	Mary Ann	No Ballot Designation	No	4	118	421	28.0%	Yes	
				Brown	Jerry	Caltrans Leadworker	No	4	66	421	15.7%	No	
				Jackson	Douglas	Retired Electrician	No	4	61	421	14.5%	No	
TULARE	11/8/2005	Dinuba Unified	2	Full	Froese	Ron	Farmer/College Instructor	Yes	4	326	708	46.0%	Yes
					Knoy	Carol	Business Owner	No	4	155	708	21.9%	No
					Rocca	Maria	Business Owner	No	4	127	708	17.9%	No
					Valenzuela	Ryan	No Ballot Designation	No	4	88	708	12.4%	No
		Farmersville Unified	Full	Rojas	Victorio G.	Incumbent	Yes	2	334	495	67.5%	Yes	
				Rivera	Reina P.	Educator	No	2	157	495	31.7%	No	
				Vasquez	John	Incumbent	Yes	6	506	2,062	24.5%	Yes	
				Lopez	Alice B.	Incumbent	Yes	6	505	2,062	24.5%	Yes	
				Reyes	Alex	Incumbent	Yes	6	487	2,062	23.6%	Yes	
				Hinojosa	Armando	Teacher's Aid	No	6	207	2,062	10.0%	No	
				Ramos	Antonio Enrique	Business Owner	No	6	178	2,062	8.6%	No	
				Villareal	Maricela Hernandez	No Ballot Designation	No	6	169	2,062	8.2%	No	
		Monson-Sultana Joint Union Elementary ⁴⁸	Full	George	Bette J.	Incumbent	Yes	4	166	542	30.6%	Yes	
				Simmons	Lynn	Incumbent	Yes	4	148	542	27.3%	Yes	
				Mittry	Richard	Incumbent	Yes	4	129	542	23.8%	Yes	
				Quintana	Delbert	Mortgage Lender	No	4	98	542	18.1%	No	
		Pixley Union Elementary	Full	Nunes	Gennifer L.	Incumbent	Yes	6	210	904	23.2%	Yes	
				McPhetridge	Michael	Mechanic	No	6	198	904	21.9%	Yes	
				Brazell	Linda L.	Incumbent	Yes	6	183	904	20.2%	Yes	
				Williams	David Lynn	Branch Manager	No	6	136	904	15.0%	No	
				Reveles	Tim	Incumbent	Yes	6	89	904	9.8%	No	
				Reveles	Tina Marie	Incumbent	Yes	6	88	904	9.7%	No	
		Visalia Unified	1	Full	Lane	Mike	Incumbent	Yes	3	11,624	24,051	48.3%	Yes
					Kaufman	Robin	Teacher	No	3	8,861	24,051	36.8%	No
					Peterson	James O.	Retired	No	3	3,487	24,051	14.5%	No
			2	Full	Elder	Rodney C.	Incumbent	Yes	1	19,369	19,767	98.0%	Yes
					3	Full	Qualls	Jim	Incumbent	Yes	2	12,910	24,190
Pace	Laura J.						No Ballot Designation	No	2	11,195	24,190	46.3%	No

TABLE 2.1 VOTE TOTALS FOR SCHOOL DISTRICT BOARD CANDIDATES BY COUNTY AND ELECTION DATE, 2005

COUNTY	DATE	SCHOOL DISTRICT	DIS-TRICT/ SEAT	TERM OF OFFICE	CANDIDATE'S LAST NAME	CANDIDATE'S FIRST NAME	CANDIDATE'S BALLOT DESIGNATION	IN- CUM BENT	NUMBER OF CAN- DIDATES	VOTES FOR CAN- DIDATE	TOTAL VOTES CAST ¹	PER- CENT OF VOTE	ELECTED	
TULARE (continued)	11/8/2005	Visalia Unified	4	Full	Guerrero	Juan R.	Incumbent	Yes	2	12,879	23,175	55.6%	Yes	
					Mitchell	Charles G.	Real Estate Agent	No	2	10,203	23,175	44.0%	No	
TUOLUMNE	11/8/2005	Bellevue Elementary		Full	Ashby	Gail	Accountant	No	4	336	1,007	33.4%	Yes	
					Nixon	Paul	Teacher	No	4	327	1,007	32.5%	Yes	
					Wildoner	Mark	Incumbent	Yes	4	182	1,007	18.1%	No	
					Swanson	Ron	Incumbent	Yes	4	160	1,007	15.9%	No	
					Dugan	Jody	Communications Technician	No	2	362	532	68.0%	Yes	
					Wallestad	Shawn	Appointed Incumbent	Yes	2	170	532	32.0%	No	
		Big Oak Flat-Groveland Unified		Full	Green	Cynthia	Incumbent	Yes	4	1,410	4,927	28.6%	Yes	
					Myers	Judy	Incumbent	Yes	4	1,392	4,927	28.3%	Yes	
					Marler	Gloria	Incumbent	Yes	4	1,254	4,927	25.5%	Yes	
					Kirk	Travis J.	Contractor	No	4	858	4,927	17.4%	No	
		Columbia Union Elementary		Full	Wittman	Jeff	Incumbent	Yes	4	1,312	4,198	31.3%	Yes	
					Andal	Erik J.	Educator	No	4	1,050	4,198	25.0%	Yes	
					Phelan	Laura A.	Retired Businesswoman	No	4	988	4,198	23.5%	Yes	
					Ankrom	Douglas W.	Medical Doctor, Surgeon	No	4	847	4,198	20.2%	No	
		Sonora Elementary		Full	Francis	Kathy	Incumbent, Teacher	Yes	5	1,763	5,984	29.5%	Yes	
					Suess	Stephanie	Rancher	No	5	1,635	5,984	27.3%	Yes	
					Rolle	Don	Incumbent	Yes	5	1,398	5,984	23.4%	Yes	
					Risard	Alan	Retired Teacher	No	5	942	5,984	15.7%	No	
					Mayland	Gerald	No Ballot Designation	No	5	234	5,984	3.9%	No	
		Sonora Union High		2	Full	Ginn	Melvin	Incumbent	Yes	5	3,741	10,307	36.3%	Yes
						Dona, Sr.	Daniel V.	Financial Advisor	No	5	2,450	10,307	23.8%	Yes
						Von Herrmann	Joe	State Park Interpreter	No	5	1,751	10,307	17.0%	No
						Howay	Paul	Utility Mechanic	No	5	1,343	10,307	13.0%	No
						Shapiro-DeAnda	Jessica L.	No Ballot Designation	No	5	1,003	10,307	9.7%	No
Soulsbyville Elementary		Full	Hack	Kate	Incumbent	Yes	4	944	3,158	29.9%	Yes			
			Adams	Craig W.	Incumbent	Yes	4	886	3,158	28.1%	Yes			
			Maltese	Linda Stern	Incumbent	Yes	4	816	3,158	25.8%	Yes			
			Green	Diane	Information Systems Analyst	No	4	507	3,158	16.1%	No			
Twain Harte-Long Barn Union Elementary		Full	Meyer	Joe	Incumbent	Yes	4	1,351	4,639	29.1%	Yes			
			Wingo	Cary G.	Incumbent	Yes	4	1,329	4,639	28.6%	Yes			
			Hoffman-Brady	Tim	Public Safety Officer	No	4	1,138	4,639	24.5%	Yes			
			McGinnis	Patrick	No Ballot Designation	No	4	802	4,639	17.3%	No			
VENTURA	11/8/2005	Las Virgenes Unified ⁴⁹	Full	Moorman	Dave	Business Owner	No	4	251	950	26.4%	Yes		
				Iser	Cindy	Member Board of Education/Incumbent	Yes	4	245	950	25.8%	Yes		
				Whitehead	Gordon	School Boardmember/CPS/Incumbent	Yes	4	245	950	25.8%	Yes		

⁴⁸Multiple county school district. Results for Fresno county are reported separately.

TABLE 2.1 VOTE TOTALS FOR SCHOOL DISTRICT BOARD CANDIDATES BY COUNTY AND ELECTION DATE, 2005

COUNTY	DATE	SCHOOL DISTRICT	DIS-TRICT/ SEAT	TERM OF OFFICE	CANDIDATE'S LAST NAME	CANDIDATE'S FIRST NAME	CANDIDATE'S BALLOT DESIGNATION	IN- CUM BENT	NUMBER OF CAN- DIDATES	VOTES FOR CAN- DIDATE	TOTAL VOTES CAST ¹	PER- CENT OF VOTE	ELECTED	
					Melancon	Joann	Community Volunteer	No	4	209	950	22.0%	No	
<i>⁴⁹Multiple county school district. Results for Los Angeles county are reported separately.</i>														
VENTURA (continued)	11/8/2005	Santa Paula Union High		Short	Jackson	Doug	Colonel U.S. Army	No	2	2,607	4,778	54.6%	Yes	
					Barragan	Eric	Businessman/Parent Educator	No	2	2,171	4,778	45.4%	No	
		Ventura Unified		Full	Haffner	Mary	Community Volunteer	No	6	17,535	67,370	26.0%	Yes	
					Lomax	Velma L.	Incumbent	Yes	6	14,873	67,370	22.1%	Yes	
					Walker	John B.	Incumbent	Yes	6	14,435	67,370	21.4%	Yes	
					Hecht	John	Environmental Engineer/Businessman	No	6	11,884	67,370	17.6%	No	
					Nguyen	Victor Allen	Engineer/Businessman	No	6	7,161	67,370	10.6%	No	
					Norrin	David L.	No Ballot Designation	No	6	1,482	67,370	2.2%	No	
YOLO	11/8/2005	Davis Joint Unified ⁵⁰		Full	Taylor	Tim	Environmental Attorney, Professor	No	4	12,010	44,499	27.0%	Yes	
					Daleiden	Gina M. Surkala	Community Volunteer	No	4	11,488	44,499	25.8%	Yes	
					Allen	Sheila	Mother, Nurse, Professor	No	4	11,375	44,499	25.6%	Yes	
					Kline	B.J.	Incumbent	Yes	4	9,626	44,499	21.6%	No	
		Esparto Unified		Full	Gnoss	Janine	Accountant	No	6	726	3,218	22.6%	Yes	
					Schulte	James A.	Retired Agriculture Teacher	No	6	700	3,218	21.8%	Yes	
					Lucero	Allison	No Ballot Designation	No	6	521	3,218	16.2%	Yes	
					Cota	Julio	Incumbent	Yes	6	431	3,218	13.4%	No	
					Voss	Helen H.	Incumbent	Yes	6	422	3,218	13.1%	No	
					King	Diane	No Ballot Designation	No	6	418	3,218	13.0%	No	
			Winters Joint Unified ⁵¹		Full	Nickelson	Robert R.	Vice President Construction	No	4	998	3,791	26.3%	Yes
						Rodolfa	Mary Jo	Incumbent	Yes	4	980	3,791	25.9%	Yes
					Shepherd	Jay	Incumbent	Yes	4	935	3,791	24.7%	Yes	
					Lester	Russ	Incumbent	Yes	4	878	3,791	23.2%	No	
		Woodland Joint Unified ⁵²		3	Full	Glover	Frank	Parent, Business Person	No	4	6,314	18,412	34.3%	Yes
						Villagrana	Rogelio	Parent, Supervisor's Deputy	No	4	4,704	18,412	25.5%	Yes
						Hester	Mary	Parent	No	4	4,161	18,412	22.6%	No
						Penilla	Carlos	Education Policy Consultant	No	4	3,233	18,412	17.6%	No
		Yolo County Office of Education ⁵³		2	Full	Campbell	Davis	Retired Education Administrator	No	2	3,876	6,590	58.8%	Yes
						Corrigan	Daniel	Incumbent	Yes	2	2,714	6,590	41.2%	No
				5	Full	Lea	Nancy F.	Incumbent	Yes	2	4,227	7,044	60.0%	Yes
						Cooper	Frank W.	Retired Schools Superintendent	No	2	2,817	7,044	40.0%	No
		YUBA	No School District Contests											

⁵⁰Multiple county school district. Results for Solano county are reported separately.

⁵¹Multiple county school district. Results for Solano county are reported separately.

⁵²Multiple county school district. Results for Sutter county are reported separately.

⁵³Multiple county school district. Results for Solano and Sutter counties are reported separately.

TABLE 2.1 VOTE TOTALS FOR SCHOOL DISTRICT BOARD CANDIDATES BY COUNTY AND ELECTION DATE, 2005

COUNTY	DATE	SCHOOL DISTRICT	DIS- TRICT/ SEAT	TERM OF OFFICE	CANDIDATE'S LAST NAME	CANDIDATE'S FIRST NAME	CANDIDATE'S BALLOT DESIGNATION	IN- CUM BENT	NUMBER OF CAN- DIDATES	VOTES FOR CAN- DIDATE	TOTAL VOTES CAST ¹	PER- CENT OF VOTE	ELECTED
--------	------	-----------------	------------------------	-------------------	--------------------------	---------------------------	-----------------------------------	--------------------	------------------------------	-----------------------------	-------------------------------------	-------------------------	---------

TABLE 2.2 SUMMARY OF ELECTION OUTCOMES FOR
SCHOOL BOARD OFFICES, 2005

		Percent	<i>N</i>
Incumbent Candidates	Win	77.4	390
	Lose	22.6	114
	Total	100.0	504
Non-Incumbent Candidates	Win	40.3	364
	Lose	59.7	540
	Total	100.0	904
Winning Candidates	Incumbent	51.7	390
	Non-Incumbent	48.3	364
	Total	100.0	754
Losing Candidates	Incumbent	17.4	114
	Non-Incumbent	82.6	540
	Total	100.0	654
All Candidates	Incumbent	35.8	504
	Non-Incumbent	64.2	904
	Total	100.0	1,408

